



New Hampshire

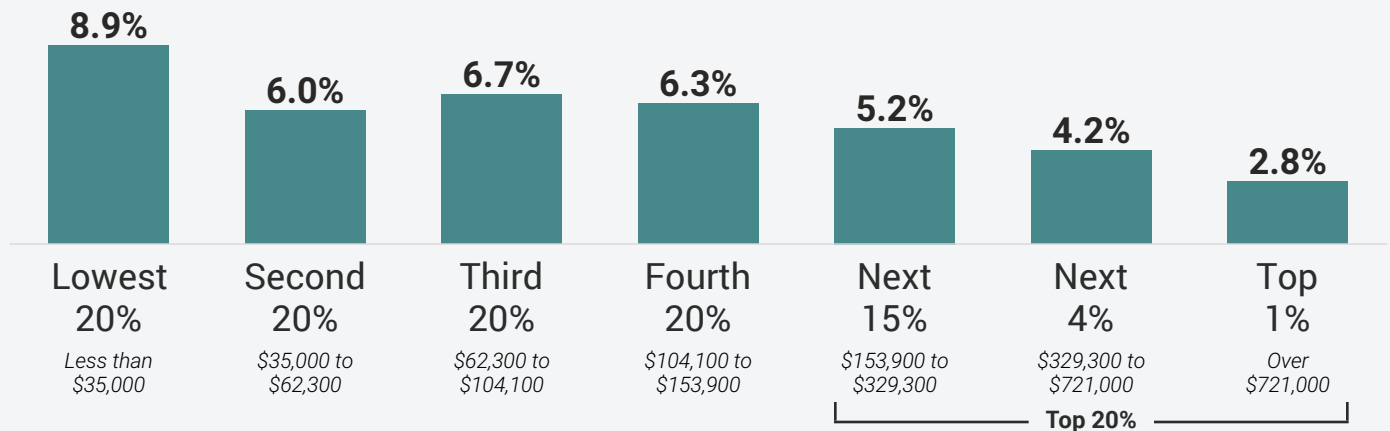
State and local tax shares of family income

Total Taxes

Share of family income

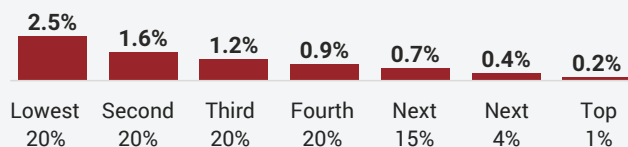


REGRESSIVE



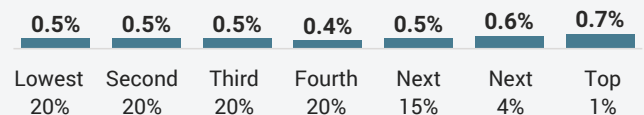
Sales & Excise Taxes

Share of family income



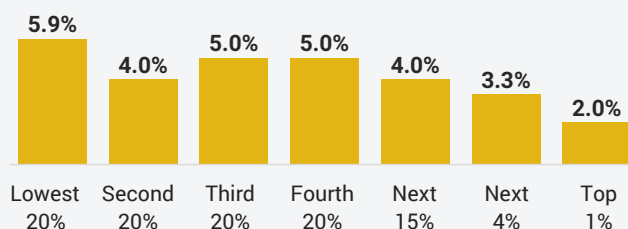
All Other Taxes

Share of family income



Property Taxes

Share of family income








Note: All figures and charts show 2024 tax law in New Hampshire, presented at 2023 income levels. Senior taxpayers are excluded for reasons detailed in the methodology. Our analysis includes nearly all (99.9 percent) state and local tax revenue collected in New Hampshire. These figures depict New Hampshire's Interest and Dividend's Tax at its 2024 level of 3 percent. The tax is set to be repealed next year, in 2025, so we also model full elimination of this tax. As seen in Appendix E, this will decrease the overall tax rate paid by the top 1 percent of households by 0.2 percentage points.

New Hampshire

State and local tax (cont.)

Individual figures may not sum to totals due to rounding.

					Top 20%		
Income Group	Lowest 20%	Second 20%	Middle 20%	Fourth 20%	Next 15%	Next 4%	Top 1%
Income Range	Less than \$35,000	\$35,000 to \$62,300	\$62,300 to \$104,100	\$104,100 to \$153,900	\$153,900 to \$329,300	\$329,300 to \$721,000	Over \$721,000
Average Income in Group	\$19,300	\$46,700	\$81,700	\$129,300	\$217,600	\$463,900	\$2,125,000
 Sales & Excise Taxes	2.5%	1.6%	1.2%	0.9%	0.7%	0.4%	0.2%
General Sales—Individuals	0.0%	0.0%	0.0%	0.0%	0.0%	0.0%	0.0%
Other Sales & Excise—Ind.	2.2%	1.3%	0.9%	0.7%	0.5%	0.3%	0.1%
Sales & Excise—Business	0.3%	0.3%	0.3%	0.2%	0.2%	0.1%	0.1%
 Property Taxes	5.9%	4.0%	5.0%	5.0%	4.0%	3.3%	2.0%
Home, Rent, Car—Individuals	5.2%	3.4%	4.4%	4.5%	3.5%	2.5%	0.7%
Other Property Taxes	0.7%	0.6%	0.6%	0.5%	0.6%	0.7%	1.2%
 Income Taxes	0.4%	0.4%	0.4%	0.4%	0.4%	0.5%	0.7%
Personal Income Taxes *	0.0%	0.0%	0.0%	0.0%	0.0%	0.1%	0.2%
Corporate Income Taxes	0.4%	0.4%	0.4%	0.3%	0.4%	0.4%	0.4%
 Other Taxes	0.1%	0.1%	0.1%	0.1%	0.0%	0.0%	0.0%
 TOTAL TAXES	8.9%	6.0%	6.7%	6.3%	5.2%	4.2%	2.8%

* New Hampshire applies a limited tax on interest and dividends income in 2024. This tax is scheduled to be repealed in 2025.

ITEP Tax Inequality Index

ITEP's Tax Inequality Index measures the effects of each state's tax system on income inequality. **According to this measure, New Hampshire has the 18th most regressive state and local tax system in the country.** Income disparities are larger in New Hampshire after state and local taxes are collected than before. (See Appendix B for state-by-state rankings and the report methodology for additional detail.)

Tax features driving the data in New Hampshire

