



# Mississippi

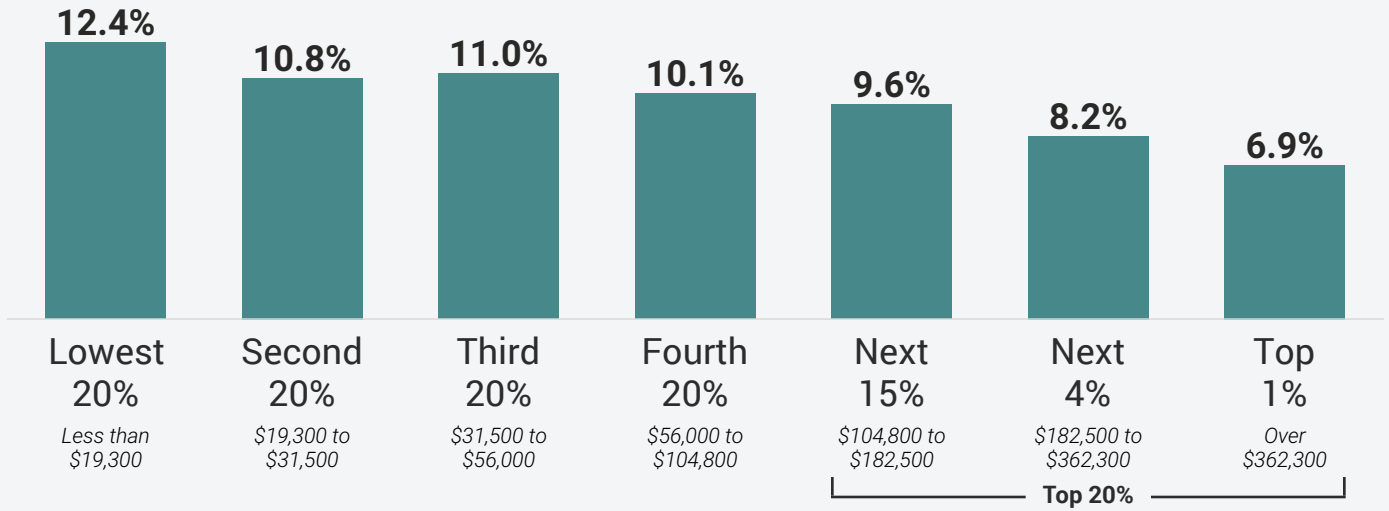
## State and local tax shares of family income

### Total Taxes

Share of family income

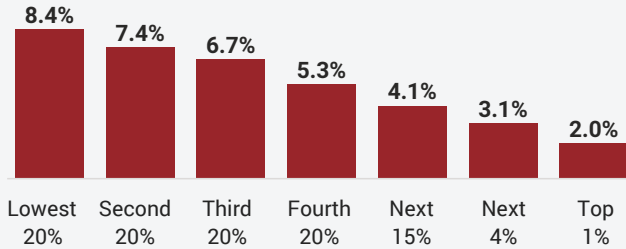


REGRESSIVE



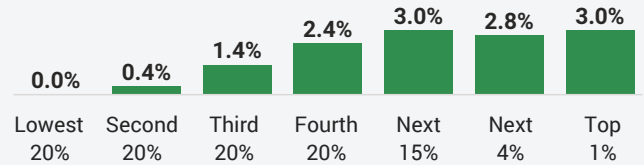
### Sales & Excise Taxes

Share of family income



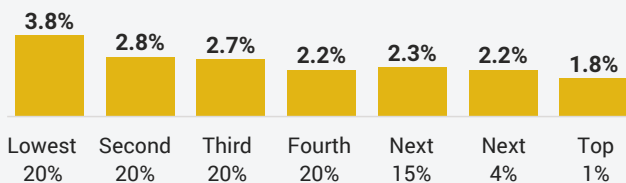
### Personal Income Taxes

Share of family income



### Property Taxes

Share of family income








Note: All figures and charts show 2024 tax law in Mississippi, presented at 2023 income levels. Senior taxpayers are excluded for reasons detailed in the methodology. Our analysis includes nearly all (99.6 percent) state and local tax revenue collected in Mississippi. These figures depict Mississippi's income tax rate at 4.7 percent. That rate is set to reduce to 4.0 percent by 2026 and the franchise tax is set to reduce to zero by 2028. As seen in Appendix E, this will decrease the top fifth's overall tax rate by 0.5 percentage points and cause the state to move 3 spots in the ITEP Inequality Index rankings, from 19th to 16th most regressive.

# Mississippi

State and local tax (cont.)

Individual figures may not sum to totals due to rounding.

Income Group	Top 20%						
	Lowest 20%	Second 20%	Middle 20%	Fourth 20%	Next 15%	Next 4%	Top 1%
Income Range	Less than \$19,300	\$19,300 to \$31,500	\$31,500 to \$56,000	\$56,000 to \$104,800	\$104,800 to \$182,500	\$182,500 to \$362,300	Over \$362,300
Average Income in Group	\$11,700	\$24,300	\$43,000	\$76,000	\$133,800	\$244,600	\$619,600
 <b>Sales &amp; Excise Taxes</b>	<b>8.4%</b>	<b>7.4%</b>	<b>6.7%</b>	<b>5.3%</b>	<b>4.1%</b>	<b>3.1%</b>	<b>2.0%</b>
General Sales—Individuals	4.6%	4.2%	4.0%	3.1%	2.3%	1.6%	0.8%
Other Sales & Excise—Ind.	2.2%	1.6%	1.3%	1.0%	0.7%	0.5%	0.3%
Sales & Excise—Business	1.6%	1.6%	1.5%	1.3%	1.1%	1.0%	0.9%
 <b>Property Taxes</b>	<b>3.8%</b>	<b>2.8%</b>	<b>2.7%</b>	<b>2.2%</b>	<b>2.3%</b>	<b>2.2%</b>	<b>1.8%</b>
Home, Rent, Car—Individuals	3.2%	2.1%	2.1%	1.7%	1.8%	1.5%	0.9%
Other Property Taxes	0.6%	0.7%	0.6%	0.5%	0.6%	0.7%	0.9%
 <b>Income Taxes</b>	<b>0.1%</b>	<b>0.5%</b>	<b>1.5%</b>	<b>2.5%</b>	<b>3.1%</b>	<b>2.9%</b>	<b>3.1%</b>
Personal Income Taxes	0.0%	0.4%	1.4%	2.4%	3.0%	2.8%	3.0%
Corporate Income Taxes	0.1%	0.1%	0.1%	0.1%	0.1%	0.1%	0.2%
 <b>Other Taxes</b>	<b>0.1%</b>	<b>0.1%</b>	<b>0.1%</b>	<b>0.1%</b>	<b>0.1%</b>	<b>0.1%</b>	<b>0.1%</b>
 <b>TOTAL TAXES</b>	<b>12.4%</b>	<b>10.8%</b>	<b>11.0%</b>	<b>10.1%</b>	<b>9.6%</b>	<b>8.2%</b>	<b>6.9%</b>

## ITEP Tax Inequality Index

ITEP's Tax Inequality Index measures the effects of each state's tax system on income inequality. **According to this measure, Mississippi has the 19th most regressive state and local tax system in the country.** Income disparities are larger in Mississippi after state and local taxes are collected than before. (See Appendix B for state-by-state rankings and the report methodology for additional detail.)

## Tax features driving the data in Mississippi

