

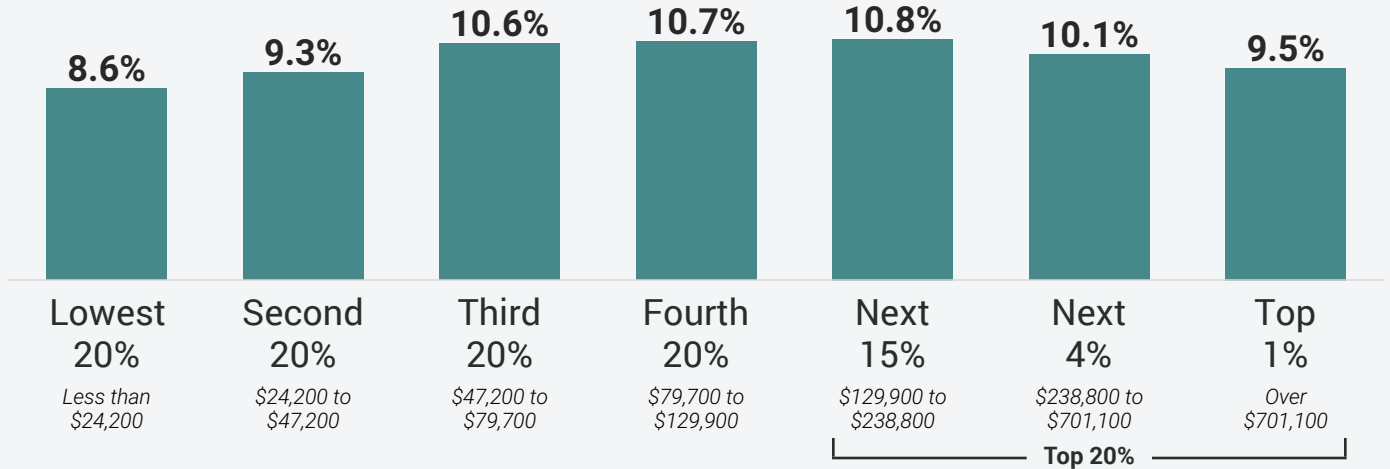


Maine

State and local tax shares of family income

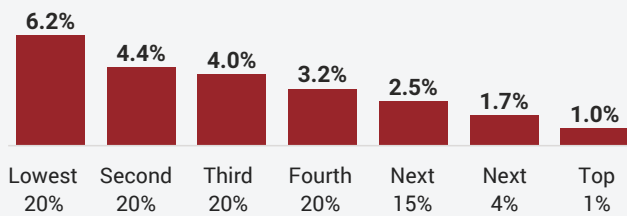
Total Taxes

Share of family income



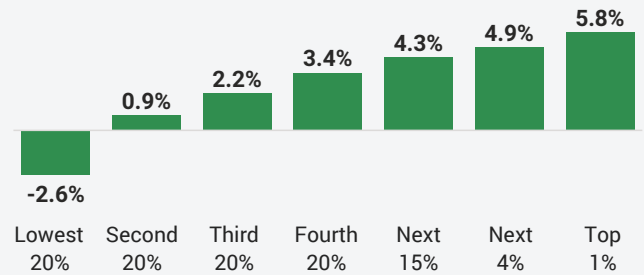
Sales & Excise Taxes

Share of family income



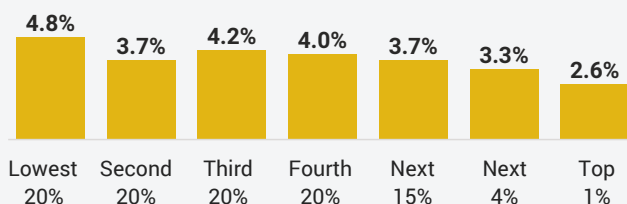
Personal Income Taxes

Share of family income



Property Taxes

Share of family income








Note: All figures and charts show 2024 tax law in Maine, presented at 2023 income levels. Senior taxpayers are excluded for reasons detailed in the methodology. Our analysis includes nearly all (99.8 percent) state and local tax revenue collected in Maine.

Maine

State and local tax (cont.)

Individual figures may not sum to totals due to rounding.

Income Group	Top 20%						
	Lowest 20%	Second 20%	Middle 20%	Fourth 20%	Next 15%	Next 4%	Top 1%
Income Range	Less than \$24,200	\$24,200 to \$47,200	\$47,200 to \$79,700	\$79,700 to \$129,900	\$129,900 to \$238,800	\$238,800 to \$701,100	Over \$701,100
Average Income in Group	\$12,500	\$34,900	\$60,000	\$101,300	\$163,000	\$346,500	\$1,176,600
 Sales & Excise Taxes	6.2%	4.4%	4.0%	3.2%	2.5%	1.7%	1.0%
General Sales—Individuals	1.8%	1.9%	2.0%	1.7%	1.3%	0.8%	0.3%
Other Sales & Excise—Ind.	3.3%	1.5%	1.0%	0.7%	0.5%	0.3%	0.1%
Sales & Excise—Business	1.1%	1.0%	1.0%	0.8%	0.8%	0.6%	0.5%
 Property Taxes	4.8%	3.7%	4.2%	4.0%	3.7%	3.3%	2.6%
Home, Rent, Car—Individuals	3.6%	2.6%	3.0%	3.0%	2.7%	2.0%	0.9%
Other Property Taxes	1.2%	1.1%	1.1%	0.9%	1.1%	1.3%	1.6%
 Income Taxes	-2.6%	1.0%	2.2%	3.4%	4.4%	5.0%	5.8%
Personal Income Taxes	-2.6%	0.9%	2.2%	3.4%	4.3%	4.9%	5.8%
Corporate Income Taxes	0.0%	0.0%	0.0%	0.0%	0.0%	0.0%	0.1%
 Other Taxes	0.2%	0.2%	0.2%	0.2%	0.2%	0.1%	0.1%
 TOTAL TAXES	8.6%	9.3%	10.6%	10.7%	10.8%	10.1%	9.5%

IITEP Tax Inequality Index

Maine has a hybrid system that is progressive through the bottom part of the income distribution and regressive through the top part. On balance, the overall system tilts slightly progressive according to IITEP's Tax Inequality Index, which measures the overall effect of each state's tax system on income inequality. **Maine ranks 45th on the Index**, meaning that five states and the District of Columbia have more progressive systems. (See Appendix B for state-by-state rankings and the report methodology for additional detail.)

Tax features driving the data in Maine

