

Georgia

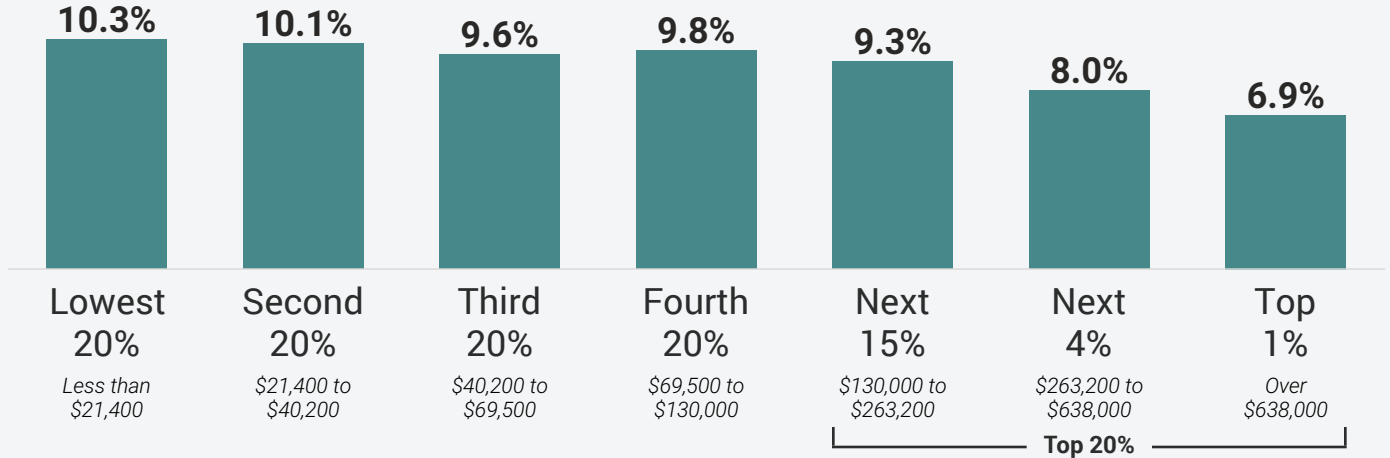
State and local tax shares of family income

Total Taxes

Share of family income

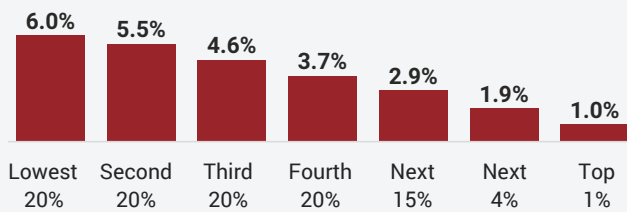


REGRESSIVE



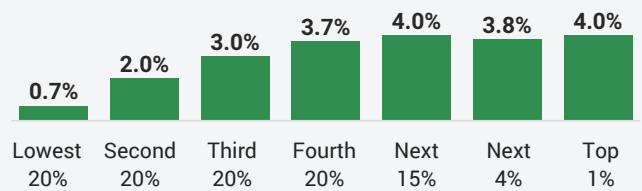
Sales & Excise Taxes

Share of family income



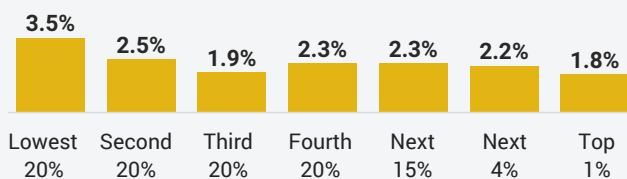
Personal Income Taxes

Share of family income



Property Taxes

Share of family income








Note: All figures and charts show 2024 tax law in Georgia, presented at 2023 income levels. Senior taxpayers are excluded for reasons detailed in the methodology. Our analysis includes nearly all (99.8 percent) state and local tax revenue collected in Georgia. These figures depict Georgia's personal income tax rate at its 2024 level of 5.49 percent. By 2029 the personal income tax rate will reach 4.99 percent. As seen in Appendix E, this will decrease the top fifth's overall tax rate by 0.4 percentage points and cause the state to move 1 spot in the ITEP Inequality Index rankings, from 32nd to 31st most regressive.

Georgia

State and local tax (cont.)

Individual figures may not sum to totals due to rounding.

Income Group	Top 20%						
	Lowest 20%	Second 20%	Middle 20%	Fourth 20%	Next 15%	Next 4%	Top 1%
Income Range	Less than \$21,400	\$21,400 to \$40,200	\$40,200 to \$69,500	\$69,500 to \$130,000	\$130,000 to \$263,200	\$263,200 to \$638,000	Over \$638,000
Average Income in Group	\$12,900	\$30,300	\$53,200	\$97,500	\$169,000	\$380,500	\$1,308,500
 Sales & Excise Taxes	6.0%	5.5%	4.6%	3.7%	2.9%	1.9%	1.0%
General Sales—Individuals	3.1%	3.0%	2.5%	2.0%	1.5%	0.9%	0.4%
Other Sales & Excise—Ind.	1.4%	1.2%	0.9%	0.7%	0.5%	0.3%	0.1%
Sales & Excise—Business	1.4%	1.3%	1.2%	1.0%	0.9%	0.7%	0.6%
 Property Taxes	3.5%	2.5%	1.9%	2.3%	2.3%	2.2%	1.8%
Home, Rent, Car—Individuals	2.9%	2.1%	1.5%	1.9%	1.8%	1.5%	0.7%
Other Property Taxes	0.6%	0.4%	0.5%	0.4%	0.5%	0.7%	1.0%
 Income Taxes	0.7%	2.1%	3.0%	3.7%	4.0%	3.9%	4.1%
Personal Income Taxes	0.7%	2.0%	3.0%	3.7%	4.0%	3.8%	4.0%
Corporate Income Taxes	0.0%	0.0%	0.0%	0.0%	0.0%	0.0%	0.1%
 Other Taxes	0.1%	0.1%	0.1%	0.1%	0.1%	0.1%	0.1%
 TOTAL TAXES	10.3%	10.1%	9.6%	9.8%	9.3%	8.0%	6.9%

ITEP Tax Inequality Index

ITEP's Tax Inequality Index measures the effects of each state's tax system on income inequality. **According to this measure, Georgia has the 32nd most regressive state and local tax system in the country.** Income disparities are larger in Georgia after state and local taxes are collected than before. (See Appendix B for state-by-state rankings and the report methodology for additional detail.)

Tax features driving the data in Georgia

