

GLACVCD BOARD OF TRUSTEES MEETING AGENDA AND EXHIBITS



Thursday May 9th 2019

7:00 p.m. Board Meeting
Santa Fe Springs District Headquarters
12545 Florence Avenue
Santa Fe Springs, CA 90670

Trustee Baru Sanchez, President
Trustee Steve Appleton, Vice President
Trustee Heidi Heinrich, Secretary-Treasurer

General Manager, Truc Dever
Director of Human Resources, Richard Knott
Director of Fiscal Operations, Carolyn Weeks
Director of Operations, Mark Daniel
Director of Community Affairs, Kelly Middleton
Director of Scientific-Technical Services, Susanne Kluh
Board Legal Counsel, Quinn M. Barrow, Richards, Watson, Gershon
Labor Legal Counsel, Scott Tiedemann, Liebert, Cassidy, Whitmore

Copies of staff reports or other written documentation relating to agenda items are available online <https://www.glacvcd.org/board-of-trustees/board-agendas/> and are on file at the District's Headquarters at the Front Office for public inspection. If you have questions regarding an agenda item, please contact the Front Office Staff at (562) 944-9656 ex: 504 during regular business hours.

ADA Information: *The Greater Los Angeles County Vector Control District complies with the Americans with Disabilities Act (ADA). Anyone with a disability who require a disability-related modification or accommodation in order to participate in a meeting, including auxiliary aids or services, may request such modification or accommodation from the front office at (562)944.9656 ext. 504. Notification 48 business hours prior to the meeting will enable the facility staff to make reasonable arrangements to assure accessibility to the meeting.*

Please refrain from smoking, eating or drinking in the Boardroom



GREATER LOS ANGELES COUNTY VECTOR CONTROL DISTRICT

12545 Florence Avenue, Santa Fe Springs, CA 90670

Office (562) 944-9656 Fax (562) 944-7976

Email: info@glacvcd.org Website: www.glacvcd.org

PRESIDENT

Baru Sanchez, Cudahy

VICE PRESIDENT

Steven Appleton, Los Angeles City

SECRETARY-TREASURER

Heidi Heinrich, Santa Clarita

GENERAL MANAGER

Truc Dever

A G E N D A

THE REGULAR MEETING OF THE BOARD OF TRUSTEES

• Thursday, May 9, 2019 •

District Office
12545 Florence Avenue
Santa Fe Springs, California 90670

6:30 P.M. - Library Conference Room: Pre-meeting refreshments

7:00 P.M. – Conference Room, Convene Board of Trustees Meeting

1. CALL TO ORDER

2. QUORUM (ROLL) CALL

3. INVOCATION

4. PLEDGE OF ALLEGIANCE

5. CORRESPONDENCE

6. INTRODUCTIONS

(Introductions requested by staff or Trustees of persons attending the meeting are made at this time).

7. PUBLIC COMMENT

(This time is reserved for members of the public to address the Board relative to matters of business on and off the agenda. Comments will be limited to three minutes per person).

**8. CONSENT AGENDA (8.1-8.3)
(VOTE REQUIRED)**

8.1 Consideration of **Minutes 2019-04** of regular Board Meeting held April, 11, 2019. (**EXHIBIT A**)

8.2 Consideration of **Resolution 2019-07** Authorizing Payment of Attached Requisition April 1, 2019 through April 30, 2019. (**EXHIBIT B**)

ARTESIA

Melissa Ramoso

BELL

Ali Saleh

BELL GARDENS

Pedro Aceituno

BELLFLOWER

Sonny R. Santa Ines

BURBANK

Dr. Jeff D. Wassem

CARSON

Elito M. Santarina

CERRITOS

Mark W. Bollman

COMMERCE

Leonard Mendoza

DIAMOND BAR

Steve Tye

DOWNNEY

Robert Kiefer

GARDENA

Dan Medina

GLENDALE

Jerry Walton

HAWAIIAN GARDENS

Luis Roa

HUNTINGTON PARK

Marilyn Sanabria

LA CAÑADA FLINTRIDGE

Leonard Pieroni

LA HABRA HEIGHTS

Catherine Houwen

LAKEWOOD

Steve Croft

LA MIRADA

Larry P. Mowles

LONG BEACH

Emily Holman

LOS ANGELES COUNTY

Steven A. Goldsworthy

LYNWOOD

Salvador Alatorre

MAYWOOD

Ricardo Lara

MONTEBELLO

Avik Cordeiro

NORWALK

Leonard Shryock

PARAMOUNT

Dr. Tom Hansen

PICO RIVERA

Raul Elias

SAN FERNANDO

Jesse H. Avila

SAN MARINO

Scott T. Kwong

SANTA FE SPRINGS

Luis Gonzalez

SIGNAL HILL

Robert D. Copeland

SOUTHELMONTE

Hector Delgado

SOUTHGATE

Denise Diaz

WHITTIER

Josué Alvarado

- 8.3 Consideration of a County of Los Angeles Negotiated Tax Exchange Resolution (NTER), related to the annexation of Territories known as Petitions Nos. 2-116 and 32-416. This resolution authorizes the County of Los Angeles and GLACVCD to collectively approve and accept the negotiated exchange of ad valorem property tax revenue resulting from the annexation of the subject territory identified in the resolution to provide revenue to the County Lighting Maintenance District (CLMD) 1687 and 10066. A copy of the letter from the County of Los Angeles Department of Public Works requesting this resolution is attached. (**EXHIBIT C**)

Analysis: The NTER from the County of Los Angeles is similar to previous L.A. County tax sharing resolutions and seek to generate revenue to partially fund the services of CLMD 1687 and 10066 as noted above. Similar resolutions have previously been adopted by the Board; territory tract number Petitions Nos. 2-116 and 32-416 relate to funding for the operation and maintenance of new street lighting services for property in Hacienda Heights. Although the District gives up a negligible share of its ad valorem property taxes in these exchanges, in subsequent years, that amount would generally be regained, if not exceeded, due to an increase in property values associated with services provided by the CLMD.

9. COMMITTEE REPORTS

9.1 Personnel Committee

M. Sanabria, Chair

- 9.1.a. Report on Committee meeting to discuss General Manager's annual evaluation and contract renewal process.
- 9.1.b. Report on consideration of revised Database Analyst job duties and salary schedule

9.2 Budget & Finance Committee

H. Heinrich, Chair

- 9.2.a. The Committee has reviewed staff's proposed FY 2019-2020 budget and is prepared to report its findings to the Board and make recommendations to the Board to approve and accept the FY 2019-2020 Budget (**EXHIBIT D, refer to budget enclosure. VOTE REQUIRED**)

10. STAFF PROGRAM REPORTS: APRIL 2019

- | | |
|--|----------------------------------|
| 10.1 <u>Manager's Report</u> | T. Dever, General Manager |
| 10.2 <u>Scientific-Technical: (Staff Report A)</u> | S. Kluh, Sci.-Tech Services Dir. |
| 10.3 <u>Operations: (Staff Report B)</u> | M. Daniel, Operations Dir. |
| 10.4 <u>Community Affairs: (Staff Report C)</u> | K. Middleton, Comm. Affairs Dir. |
| 10.5 <u>Fiscal: (Staff Report D)</u> | C. Weeks, Finance Director |
| 10.6 <u>Human Resources: (Staff Report E)</u> | R. Knott, Human Resources Dir. |
| 10.7 <u>Legal Counsel Report</u> | S. Cao, Legal Counsel |

11. OTHER

The Board may consider items not on the agenda provided that the Board complies with the Government Code (Brown Act) §54954.2(b).

- Trustee Travel Reports:
 - Emily Holman – MVCAC Legislative Day

12. ADJOURNMENT

The next Board of Trustees meeting will be scheduled on Thursday, June 11, 2019 at 7:00 PM at the District's headquarters at 12545 Florence Avenue, Santa Fe Springs.

GLACVCD BOARD OF TRUSTEES MEETING STAFF REPORTS



Thursday May 9th 2019

**7:00 p.m. Board Meeting
Santa Fe Springs District Headquarters
12545 Florence Avenue
Santa Fe Springs, CA 90670**

***Trustee Baru Sanchez, President
Trustee Steve Appleton, Vice President
Trustee Heidi Heinrich, Secretary-Treasurer***

*General Manager, Truc Dever
Director of Human Resources, Richard Knott
Director of Fiscal Operations, Carolyn Weeks
Director of Operations, Mark Daniel
Director of Community Affairs, Kelly Middleton
Director of Scientific-Technical Services, Susanne Kluh
Board Legal Counsel, Quinn M. Barrow, Richards, Watson, Gershon
Labor Legal Counsel, Scott Tiedemann, Liebert, Cassidy, Whitmore*

Copies of staff reports or other written documentation relating to agenda items are available online at <https://www.glacvcd.org/board-of-trustees/board-agendas/> and are on file at the District's Headquarters at the Front Office for public inspection. If you have questions regarding an agenda item, please contact the Front Office Staff at (562) 944-9656 ex: 504 during regular business hours.

Pursuant to the Americans with Disabilities Act, persons with a disability who require a disability-related modification or accommodation in order to participate in a meeting, including auxiliary aids or services, may request such modification or accommodation from the front office at (562)944.9656 ext. 504. Notification 48 business hours prior to the meeting will enable the facility staff to make reasonable arrangements to assure accessibility to the meeting.

Please refrain from smoking, eating or drinking in the Boardroom



GREATER LOS ANGELES COUNTY VECTOR CONTROL DISTRICT

12545 Florence Avenue, Santa Fe Springs, CA 90670

Office (562) 944-9656 Fax (562) 944-7976

Email: info@glacvcd.org Website: www.glacvcd.org

PRESIDENT

Barú Sánchez, Cudahy

VICE PRESIDENT

Steven Appleton, Los Angeles

SECRETARY-TREASURER

Heidi Heinrich, Santa Clarita

GENERAL MANAGER

Truc Dever

General Manager's Report for May 9, 2019 Board of Trustees Meeting

ARTESIA

Melissa Ramoso

BELL

Ali Saleh

BELL GARDENS

Pedro Aceituno

BELLFLOWER

Sonny R. Santa Ines

BURBANK

Dr. Jeff D. Wassem

CERRITOS

Mark W. Bollman

CARSON

Elito M. Santarina

COMMERCE

Leonard Mendoza

DIAMOND BAR

Steve Tye

DOWNEY

Robert Kiefer

GARDENA

Dan Medina

GLENDALE

Jerry Walton

HAWAIIAN GARDENS

Luis Roa

HUNTINGTON PARK

Marilyn Sanabria

LA CAÑADA FLINTRIDGE

Leonard Pieroni

LA HABRA HEIGHTS

Catherine Houwen

LAKEWOOD

Steve Croft

LA MIRADA

Larry P. Mowles

LONG BEACH

Emily Holman

LOS ANGELES COUNTY

Steven A. Goldsworthy

LYNWOOD

Salvador Alatorre

MAYWOOD

Ricardo Lara

MONTEBELLO

Avik Cordeiro

NORWALK

Leonard Shryock

PARAMOUNT

Dr. Tom Hansen

PICO RIVERA

Raul Elias

SAN FERNANDO

Jesse H. Avila

SAN MARINO

Scott T. Kwong

SANTA FE SPRINGS

Luis Gonzalez

SIGNAL HILL

Robert D. Copeland

SOUTH EL MONTE

Hector Delgado

SOUTH GATE

Denise Diaz

WHITTIER

Josué Alvarado

This month, staff and the Budget and Finance Committee members will present the District's Proposed FY 19/20 Budget for Board discussion and approval. The document is attached to this month's agenda packet for your review in advance of our meeting. I would like to take this opportunity to thank the committee members for their time and participation in the budget preparation process, particularly Committee Chair Heidi Heinrich, Steve Appleton, Steven Goldsworthy, and Dr. Jeff Wassem. These committee members met for several hours at our Sylmar facility on April 25 to carefully review and discuss the District's budget proposal and plans for the upcoming year. I am pleased to report that there will be no benefit assessment increase (i.e. no tax increase) this coming year. The Board's authorization to increase personnel and equipment last year is already making a positive impact on our operations since we saw a decrease at the end of last season in the amount of time a resident had to wait for staff to respond to a service call.

April 21 through 27 was California Mosquito Awareness Week, which is traditionally the kick-off to our official mosquito season. Our Community Affairs Department was hard at work, releasing some exciting new additions to the District's outreach repertoire. In addition to the press release that all of you should have been notified of, staff updated the District website with key messages, conducted a Facebook Live stream of an invasive *Aedes* mosquito property inspection, released a new music video featuring Velma (our mosquito mascot), and rolled out a new Twitter and Instagram presence for Velma (@VelmaBites). Velma and her colleagues have become real web "influencers" over the past year, and we hope her new presence will make it that much easier to reach and educate followers about the importance of mosquito control and prevention.

Our first wave of seasonal Mosquito Control Technicians started on April 22 and will be targeting street gutters proactively to reduce adult emergence as we progress into summer. The next wave of seasonals are expected on-board on May 6, and we anticipate bringing in extra-help for our *Aedes* control team by early June. Mosquito trap counts are inching upwards as temperatures warm, so staff are already busy hitting all of their known sources in the field.

Administratively, our new Human Resources Director is already hitting the ground running, taking on day-to-day HR tasks with minimal training and taking the lead on remaining staff recruitments and on-boarding. We hope to have the remaining vacant positions filled within the next month.

Yours truly,



General Manager

GREATER LOS ANGELES COUNTY VECTOR CONTROL DISTRICT



SCIENTIFIC-TECHNICAL REPORT

April, 2019

Susanne Kluh, Scientific-Technical Services Director
Harold Morales, Tanya Posey & Steve Vetrone, Vector Ecologists
Rande Gallant, Faiza Haider & Ryan Amick, Assistant Vector Ecologists
Angela Arteaga & Christopher Ortiz, Field Assistants

I. RISK ASSESSMENT

While we did resume mosquito trapping and testing in March, weather permitting, we do not usually begin with the collection of chicken blood samples, and the State Health Department does not resume the dead bird program until the middle of April. One set of blood samples has been submitted, but results have not yet been received, thus the Risk Assessment for April could not be calculated.

II. GLACVCD MOSQUITO-BORNE DISEASE WATCH

Summary

- Mosquito abundance in April was on-par with the 5yr average for the month. No WNV has been detected within the District service area.
- Sentinel chickens have been placed.
- Statewide WNV activity has been reported in one mosquito sample from Orange County and a dead bird from San Diego.

Chickens	Number Tested	WNV Positive	WEE Positive	SLE Positive	Other Positive
This Period	69	0	0	0	0
Year to Date	69	0	0	0	0

Dead Birds	Number Submitted	WNV Positive
This Period	0	0
Year to Date	0	0

Culex Mosquito Pools					
This Period	278	0	0	0	0
Year to Date	373	0	0	0	0

Aedes Mosquito Pools	Tested	CHIK	DEN	Zika
This period	3	0	0	0
Year to Date	4	0	0	0

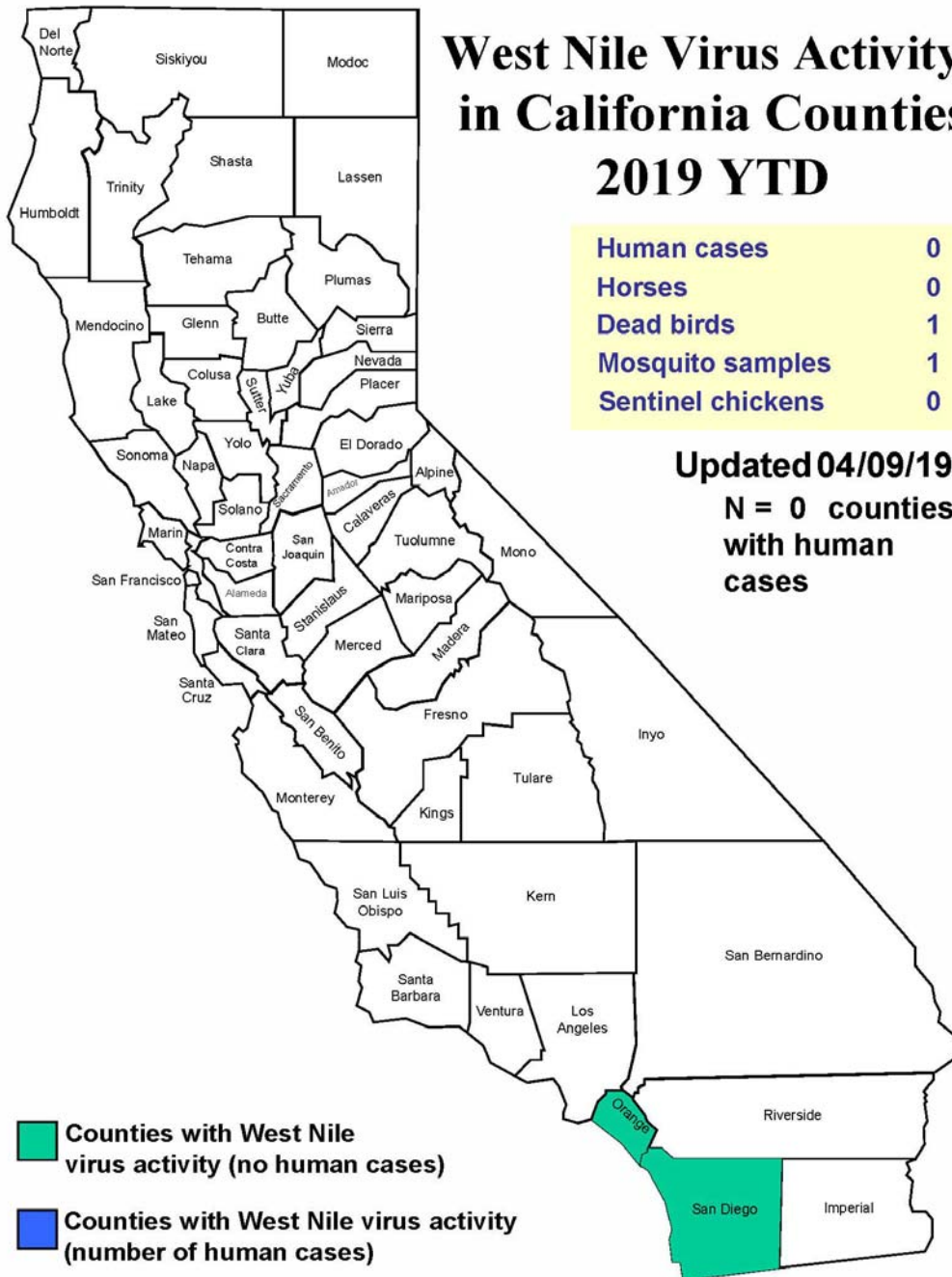
III. STATEWIDE MOSQUITO-BORNE DISEASE WATCH 2019

Reporting Period: January 01 – April 26, 2019

Human Cases	WNV	SLE	WEE
This Period	0	0	0
Year to Date	0	0	0

Chickens	Tested	WNV Pos	SLE Pos	WEE Pos	Other Pos
This Period	405	0	0	0	0
Year to Date	405	0	0	0	0
Culex Pools	Tested	WNV Pos	SLE Pos	WEE Pos	Other Pos
This Period	2,661	1	0	0	0
Year to Date	2,661	1	0	0	0
Aedes Pools	Tested	CHIK	DENV	ZIKA	
This Period	12	0	0	0	
Year to Date	12	0	0	0	

Dead Birds	Submitted	WNV Pos
This Period	194	1
Year to Date	194	1



GREATER LOS ANGELES COUNTY VECTOR CONTROL DISTRICT

OPERATIONS REPORT

April, 2019



Mark Daniel, Operations Director

Martin Serrano, Operations Supervisor, Headquarters

Wesley Collins, Operations Supervisor, Sylmar

Kevin Vargas, Operations Supervisor, USD

Mark Hall, Urban Water Program Manager

Fernando Martinez, Facilities & Fleet Maintenance Supervisor

Departmental Activities

Operations

- MVCAC Spring Quarterly meeting, Information Technology Committee
- Meeting with County Supervisor Janis Hahn's staff, Measure W
- Completion of FY 19/20 Operations budget
- Vector Control Specialist recruitment
- Mosquito Control Technician recruitment
- USD droplet testing for Vectobac WDG
- Job Fair at Pierce College, Supervisor and VCSIII Gomez
- Job Fair at Pars Equality Center, Supervisor and VCSIII Gomez
- Aedes special focus and inspection downtown LA Flower District
- Completed gutter fleet spray system retrofits with Maintenance

Urban Water Program

- MVCAC Spring Quarterly meeting, Regulatory Affairs Committee
- Legislative Lobby Day, Sacramento
- Meeting with County Supervisor Janis Hahn's staff, Measure W
- Meeting with County Supervisor Hilda Solis' staff, Measure W
- LA River Steering Committee meeting, LACDPW

Facilities & Maintenance

- Installed new pesticide racking for increased capacity, SFS pesticide room
- Completed gutter fleet spray system retrofits with Operations
- Installed in the gutter Jeeps floor insulation and retrofitted doors to minimize heat exposure
- Installed new gate access keypad for right hand drive Jeeps, Florence entrance
- Installed electricity to new cubicles in Library and Operations rooms, SFS

WORK PERFORMED BY DISTRICT

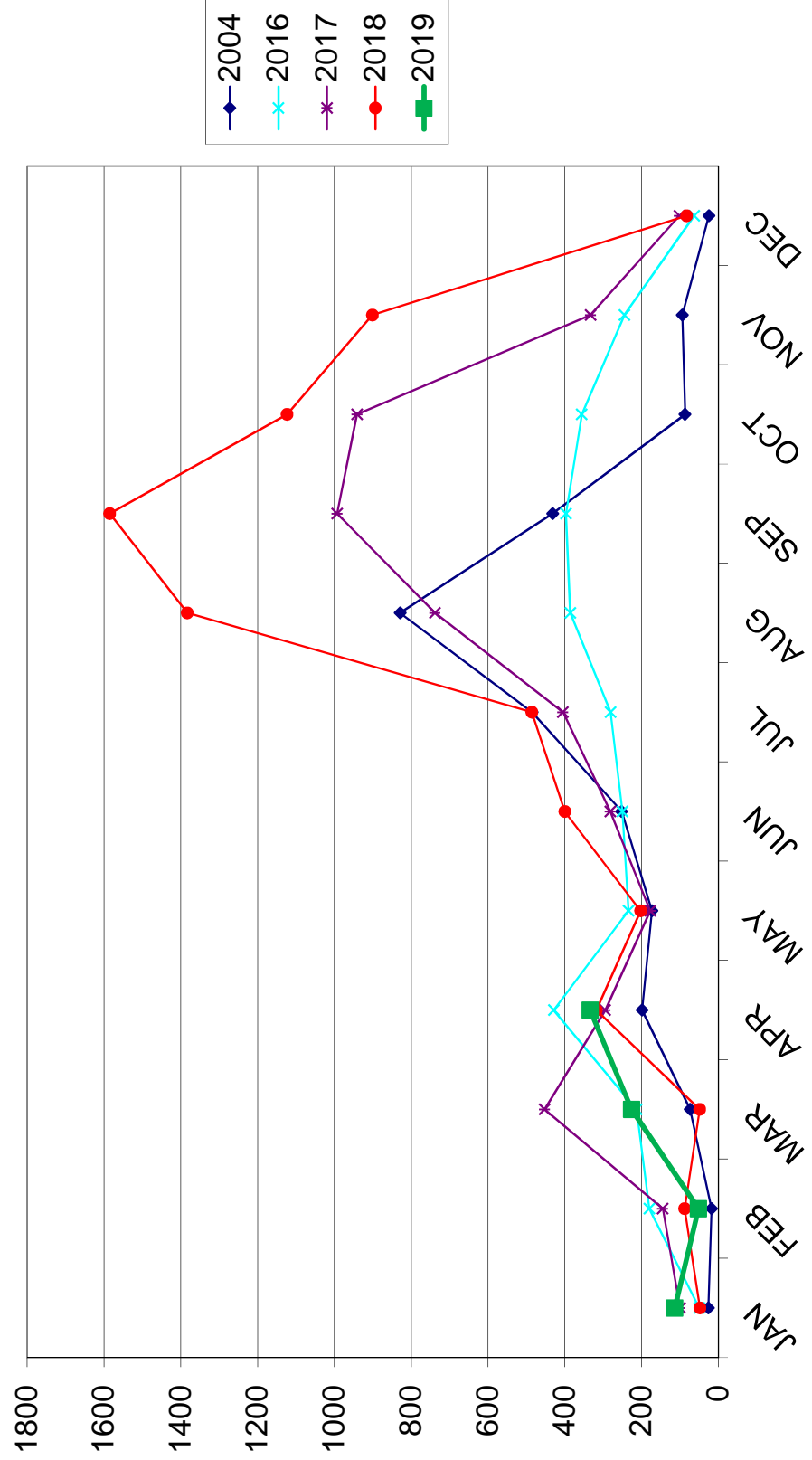
April, 2019

CONTROL AND OPERATIONS

						Hours <i>April</i>	worked 2019
Fishing (Mosquitofish)						9	34
Source Reduction						7	27
Mosquito Control	<i>Sources inspected 11,895 / Sources with larvae 4,949</i>					2,980	8,428
Insecticide used:							
Larvicide oils	21.2	gals @	\$14.13	per =	\$299.56		
Altosid P35	0.355	lbs @	\$17.25	per =	\$6.12		
Altosid Briquets 30 day	5,021	ea @	\$1.14	ea. =	\$5,723.94		
Altosid Briquets XR	27	ea @	\$3.38	ea. =	\$91.26		
Altosid Pellets	3.078	lbs @	\$27.24	per =	\$83.84		
Natular T-30	0	ea @	\$1.56	per =	\$0.00		
Fourstar BTI Brqts 45 day	17	ea @	\$1.30	per =	\$22.10		
Altosid WSP	332	ea @	\$0.84	per =	\$278.88		
Vectobac 12AS	6.42	gals @	\$41.96	per =	\$269.38		
Vectobac G	331.86	lbs @	\$2.75	per =	\$912.62		
Duplex G	0.075	lbs @	\$14.25	per =	\$1.07		
Vectomax FG	401.18	lbs @	\$8.92	per =	\$3,578.53		
Vectomax WSP	41	ea @	\$1.86	per =	\$76.26		
Natular	0	gals @	\$877.61	per =	\$0.00		
Vectolex WDG	0.88	lbs @	\$56.21	per =	\$49.46		
Vectobac WDG	123.51	lbs @	\$40.92	per =	\$5,054.03		
Midge Control						0	0
Insecticide used:							
Dimilin WP 25%	0	lbs @	49.34	per =	\$0.00		
Blackfly Control						20	20
Insecticide used:							
Vectobac 12AS	22.48	gals @	\$38.62	per =	\$868.18		
Underground Mosquito Control	<i>UGSD inspected 4,289 / UGSD treated 1,393</i>					1,617	5,752
Insecticide used:							
Vectobac 12AS	4.36	gals @	\$38.62	per =	\$168.38		
Vectolex WDG	69.55	lbs @	\$56.06	per =	\$3,898.97		
Fogging						0	0
Insecticide used:							
Aquaduet	0	gals @	\$653.70	per =	\$0.00		
					Total \$21,382.58		
Supervisory						831	3,479
Continuing Education / Training						183	963
Overtime: Community Outreach						40	56
Mosquito Control						69	77
<u>REPAIR AND MAINTENANCE OF EQUIPMENT</u>							
Vehicles						511	3,080
Spray Equipment						128	530
Buildings and yards						183	1,527
	<i>April</i>				<i>2019</i>		
VEHICLE MILEAGE :	52,955				138,405	6,578	23,973

Greater Los Angeles County Vector Control District
Mosquito Service Request Report

	JAN	FEB	MAR	APR	MAY	JUN	JUL	AUG	SEP	OCT	NOV	DEC
2004	26	18	74	199	173	252	485	829	432	87	94	25
2016	50	180	213	429	234	250	281	386	397	356	245	63
2017	100	145	453	295	178	282	405	738	993	941	333	102
2018	48	88	49	318	203	400	486	1383	1585	1123	901	83
2019	114	52	226	334								



BREAKDOWN OF MONTHLY SERVICE REQUESTS
AND REQUEST FOR MOSQUITOFISH

	Mosquitoes	Midges	Swimming Pools	Fish Ponds	Other	Black Flies	Yellow Jackets	Total Service Request	Mosquitofish Requests	Number of Mosquitofish
ARTESIA								0		0
BELL								0		0
BELLFLOWER	2							2		0
BELL GARDENS								0		0
BURBANK	10		3	1				10	1	10
CARSON	8		2					8		0
CERRITOS	9			2				9	2	20
COMMERCE	2							2		0
CUDAHY								0		0
DIAMOND BAR	8		3	1	1			9	1	10
DOWNEY	10		7					10	1	10
GARDENA	1							1		0
GLENDALE	7		3		2			9	1	10
HAWAIIAN GARDENS								0		0
HUNTINGTON PARK	1							1		0
LA CANADA FLINTRIDGE								0		0
LA HABRA HEIGHTS	2							2		0
LA MIRADA	5			3				5	2	20
LAKewood	11		2					11		0
LONG BEACH	12		2					12		0
LOS ANGELES CITY	145		52	23	7			152	14	140
LOS ANGELES COUNTY	26		8	7	1			27	6	60
LYNWOOD	1							1		0
MAYWOOD								0		0
MONTEBELLO	3		1	1				3	1	10
NORWALK	5		1	2	1			6	2	20
PARAMOUNT	1		1					1		0
PICO RIVERA	5		2	2				5	2	20
SAN FERNANDO								0		0
SAN MARINO	4		1					4		0
SANTA CLARITA	19		7	1				19	1	10
SANTA FE SPRINGS	3		1					3		0
SIGNAL HILL								0		0
SOUTH EL MONTE	1			1				1	1	10
SOUTH GATE	5							5		0
WHITTIER	15		5	1	1			16	2	20
TOTAL	321	0	104	45	13	0	0	334	37	370

	Drains	Ditches (Miles)	Standing Water	Lakes, Marshes (acres)	Swimming Pools	Fish Ponds	Sumps	Containers	Water Troughs	Well Cellars
ARTESIA	2					2	7			
BELL	10				1		1			4
BELLFLOWER	28				12	3	28			
BELL GARDENS	10				3		6			
BURBANK	4				23	3		1		
CARSON	45	0.05			7		7	8		134
CERRITOS	51	0.02			12	2	23	2		
COMMERCE	57		0.03		1		24			
CUDAHY	22				1		3			
DIAMOND BAR	4	0.06	0.01		10	7	1			1
DOWNEY	90				32	5	24			
GARDENA	48		0.53		1		3			
GLENDALE	22				15	6	8			4
HAWAIIAN GARDENS	8						1			
HUNTINGTON PARK	48				1		17			8
LA CANADA FLINTRIDGE	11				6	2	1			
LA HABRA HEIGHTS					8	9	1			0
LA MIRADA	1				18	7				
LAKEWOOD	37				15	1	10			
LONG BEACH	46	0.01	12.5	3.5	14	1	16	21		10
LOS ANGELES CITY	335	0.1	2.48	0.03	513	86	310	7		20
LOS ANGELES COUNTY	103	0.05	0.05		24	12	21			
LYNWOOD	28				4		3			1
MAYWOOD	32					1	4			
MONTEBELLO	44	0.01	0.01		11	2	6	4		3
NORWALK	26	0.01	0.01		24	1	6			
PARAMOUNT	49				2	2	29			2
PICO RIVERA	12	0.02			21	4	11			1
SAN FERNANDO					2					
SAN MARINO	2				9					
SANTA CLARITA	28	0.08	0.26		28	9	17			
SANTA FE SPRINGS	38	0.02			2		6			1
SIGNAL HILL	56					1	10	3		22
SOUTH EL MONTE	51				7		8	1		
SOUTH GATE	41		0.02		2	1	19			
WHITTIER	30	0.02	0.02		44	8	2			
Total	1419	0.45	15.92	3.53	873	175	633	47	0	211

	Channels (miles)	Debris Basins (acres)	Stabilizers	Outfalls	Freeway Drains	Undergrounds (miles)	Gutters	Catch Basins	Total Hrs. of Activity
ARTESIA						1.1		6	5.89
BELL	0.5								4.85
BELLFLOWER	3.5					0.4			29.19
BELL GARDENS	1.1								6.62
BURBANK	0.03			1		16.4		1	86.57
CARSON	3.38	0.01			0.03	5.5		1	93.57
CERRITOS	1.64	0.02			0.71	3.1	0.02	10	51.29
COMMERCE								9	26.18
CUDAHY								3	1.88
DIAMOND BAR	2.85	0.01				0.9			35.85
DOWNEY	0.25				0.05	5.2	0.04		107.74
GARDENA	0.6							4	12.73
GLENDALE	0.01	0.34				22.7			109.48
HAWAIIAN GARDENS	2.25				0.02				3.22
HUNTINGTON PARK						0.3		2	7.58
LA CANADA FLINTRIDGE									5.51
LA HABRA HEIGHTS	0.01								9.84
LA MIRADA	5.91					1.8			31.1
LAKewood	15.2					0.1		2	42.61
LONG BEACH	11.77				0.03	2	49.76	27	102.86
LOS ANGELES CITY	19.24	4.16		13		38.4	3.74	12	858.2
LOS ANGELES COUNTY	13.3	0.1			0.03	6.4		9	160.15
LYNWOOD					0.02		0.01		6.26
MAYWOOD									1.8
MONTebello	1					0.6			32.38
NORWALK						4.2		5	56.41
PARAMOUNT	0.5					0.1		1	17.36
PICO RIVERA	0.25	0.01				5.5		3	38.63
SAN FERNANDO									2.82
SAN MARINO						0.4		2	7.75
SANTA CLARITA	1.6	0.16		5		8	0.01		159.63
SANTA FE SPRINGS	3				0.03	6.1			43.04
SIGNAL HILL						3.2		1	24.01
SOUTH EL MONTE	2.17					2.6			33.12
SOUTH GATE	2				0.02				17.15
WHITTIER	1.05					4.3		1	62.59
Total	93.11	4.81	0.00	19.00	0.94	139.30	53.58	99	2295.86

GREATER LOS ANGELES COUNTY VECTOR CONTROL DISTRICT



COMMUNITY AFFAIRS PROGRAM APRIL 2019

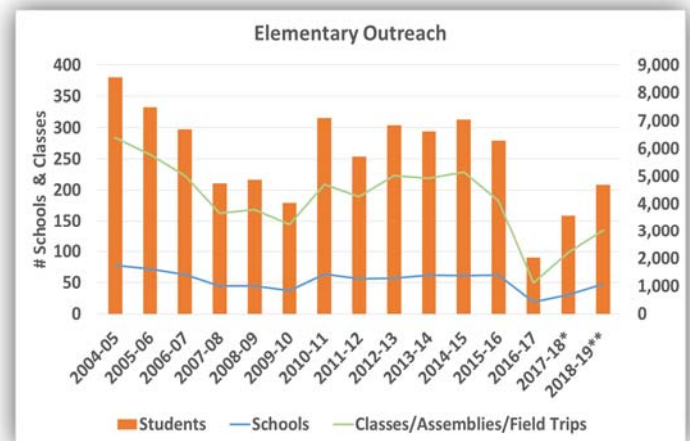
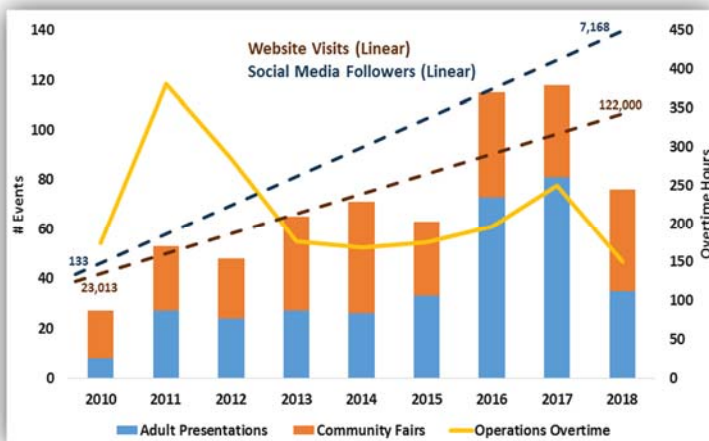
Kelly Middleton, Director of Community Affairs
Anais Medina Diaz, Public Information Officer
Heather Hyland, Education Program Coordinator
Gabriel Urreola, Education Program Coordinator
Helen Kuan, Outreach Assistant

Departmental Activities

Executive Summary (2018)

As we prepare for upcoming budget, we take an opportunity to review our outreach efforts over the past few years and see how we are doing. This department experienced several significant challenges in 2018 which was reflected in our statistics. The most pressing of those were staffing shortages. To compensate, key staff were reassigned, and increased efforts were put into traditional and social media efforts to compensate for reduced direct outreach abilities.

- Public Information Officer (PIO) position was vacant from January-November
- Education Program Coordinator (EPC) was vacant from May-October
- Outreach Assistant (OA) temporarily reassigned to EPC
- 40% reduction in Operations staff overtime hours to work events
- 56% reduction in presentations to adults
- 58% increase in digital (social media and website) traffic
- SWAT out of service due to generator issues (~6 weeks)



*SWAT Lab launched Jan 2018

**Data through Mar 2019

Even with the above noted challenges, the EPCs are projected to nearly reach 6,000 by the end of the school year. Note: these numbers do not include additional SWAT outreach at community & STEAM events. The total number of community members reached at these events is still TBD. We eagerly await the addition of Community Liaisons to our team and look forward to seeing the impact these additional staff will have on our programs.

STAFF REPORT C

Administrative

- Final review of Community Liaison applicants & interview questions
- Preparing 6-month and annual staff evaluations
- Staff cleaned, cleared, and organized departmental office including making space for new materials.
- Met with staff to discuss budget projections for the next fiscal year and presented draft department budget to General Manager for review; finalized FY 19/20 budget docs.

Programmatic

- PIO and Outreach Assistant helped pilot the Escape Room Kit at three different locations for 5th graders. Currently working with EPCs on survey evaluations to measure program success and effectiveness. Two additional pilot schools are scheduled for the month of May.
- California Mosquito Awareness Week – April 21-27:
 - Created branded content and social media tool kit which included graphics, a newsletter, website page, and press release. The kit was sent to all cities for distribution. Please help promote this information all summer! <https://bitty.ch/e9fk7>
 - Partnered with Operations staff to highlight a home service request inspection and feature during Mosquito Awareness Week.
 - In partnership with MVCAC member districts, released engaging video and social media content throughout the week (see *Digital Outreach* below)
- LA Dodgers Regional Campaign:
 - Developing Spanish radio advertisement to play during the month of June on 1020AM and finalizing video specifications for Mosquito Rap PSA that will play during Dodger games and on iHeart media digital platforms.
 - Rebranded SoCalMosquito.org webpages and added new visuals and content.
- Collaborating with Operations to finalized changes to our website's service request form.
- Collaborating with Operations to set up pool surveillance program and implement in May/June after aerial flyovers are completed.
- Managed brochure inventory in preparation for season and end of fiscal year; ordered additional materials as needed.
- Collaborating with LA County Emergency Preparation & Response Division on disease outbreak training exercise scheduled for May 17-18 in the city of Downey.
- Finalizing Girl Scouts Patch program
- Collaborating with Los Altos High School teacher regarding new trap design – next steps

Meetings & Training

4/2 – 4/3 – MVCAC Spring Meeting and Legislative Day
4/3 – WNV Public Health Week Workshop planning call
4/8 – New employee orientation
4/8 – Conference Call w/ Supervisor Kuehl Staff re: Measure W
4/9 – SGVMVCD Measure W planning call re: Supervisor Solis mtg.
4/9 – Escape Room Kit Pilot program
4/9 – City of Vernon annexation meeting
4/10 – Supervisor Solis (staff) Measure W meeting w/SGVMVCD
4/11 – Management Meeting
4/11 – Board of Trustees Meeting
4/16 – Paramount City Council Presentation
4/17 – Escape Room Kit Pilot

STAFF REPORT C

4/17 – Community Affairs Department Meeting
4/18 – Community Affairs Department Spring Cleaning
4/22 – New Hire Orientation and ID Badges
4/22 – MosquitoMate Wolbachia Conference Call
4/25 – Facebook Live-Stream: Service Request Visit
4/25 – Budget & Finance Committee Meeting
4/30 – Community Affairs Department Check-In
4/30 – SciTech Chicken Coop Shadowing

Community Fairs/Events

Date	Event	City	Reach
4/4	Brochure Pick-up: distribution to Kiwanis group	Burbank	65
4/5	L.A. County Public Health Week WNV Workshop	Glendale	45
4/6	City of STEM Event (SWAT LAB)	Downey	3102
4/9	Kiwanis Club Presentation	Huntington Park	15
4/10	Brochure Delivery: Gardena Willows Wetland Preserve & Senior Living Facilities	Gardena	600
4/13	Sanitation District Earth Day	Whittier	570
4/19	Parent/Toddler Health Workshop	South El Monte	15
4/27	L.A. Sanitation Earth Day	Van Nuys	TBD

Educational Outreach

After many frustrating attempts to diagnose and solve the SWAT Lab's generator problems, we tip our hats to our Maintenance department for diligent working with both the manufacturer and repair facilities to get our vehicle back on the road. This costly issue was (thankfully) covered under the manufacturer's warranty.

The SWAT Lab has rapidly become the talk of the town! We are now becoming quite popular in the STEM (science, technology, engineering, & math) circuit which is very exciting. This has opened the door to so many amazing opportunities. Our most recent City of STEM event in Downey reached more than 3,000 community members alone.

As we transition into summer, the SWAT Lab is preparing for and booking summer camps, library events and community events and this year, are launching our latest venture, *SWAT Lab "Pop-Up"* events at popular locations throughout our service area. We will use social media to share our locations and advertise special promotions to those that come visit us on that day.

Date	School/Event	City	Students
04/3-4/19	Hubbard Elementary	Sylmar	127
04/09/19	Roosevelt Elementary	Lynwood	106

STAFF REPORT C

04/11-12/19	Carson Elementary	Carson	126
04/16/19	Saint Aloysius Catholic School	Los Angeles	52
04/17/19	Howard J. McKibben	Whittier	76
04/23-24/19	Bell Gardens Elementary	Bell Gardens	112
04/25-26/19	Sharp Ave Elementary	Pacoima	111
		Total in April:	710
		Total year-to-date:	9,460

Media Coverage/Publications

Media Activity

Date	Media Type	Media Name	Activity
4/5/19	Print	<i>Ventura County Star</i>	Swimming pools left behind in Woolsey Fire trigger mosquito control

Total Coverage:

Fiscal Year-to-Date: 78

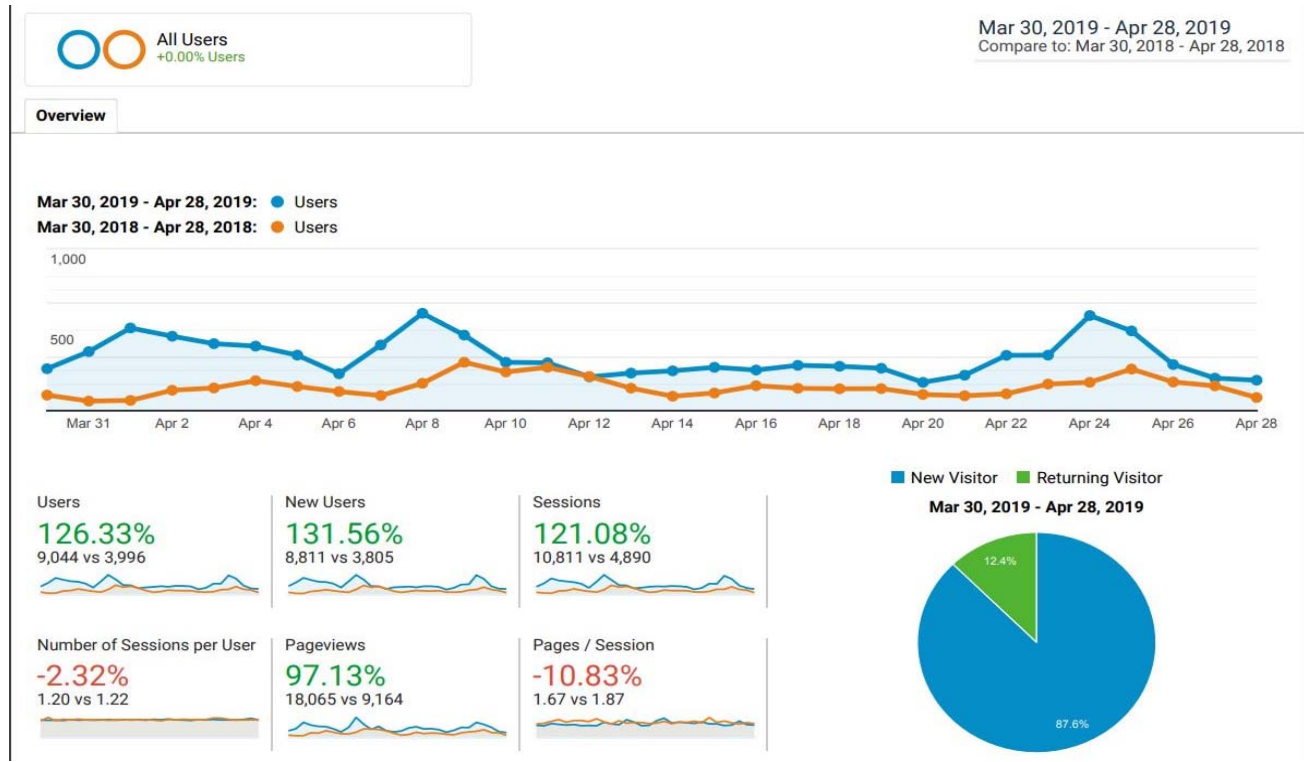
Digital Outreach

Website/Social Media Maintenance

- Have you seen? Velma the Mosquito now has her own social media accounts on Twitter & Instagram. Our PIO was busy this month creating and branding some terrific content for [@VelmaBites](#) – check it out!
- Our team has outdone themselves again! In support of Mosquito Awareness Week, Velma was highlighted in her latest parody music video: “A Mosquito Is Born - On the Side”. Watch it on our YouTube Channel: <https://www.youtube.com/watch?v=RkZ8p8-dLbw>
- Develop social media tool kit used during Mosquito Awareness Week and distributed to District partners.
- Continuation of video production for Service Request Form page on the website designed to improve residents understanding of our services and their responsibility.

Outreach Medium	Number of Subscribers	Reach
Email List	2,158	Same as subscribers
Facebook	3,919	14,464
Twitter	1,097	14,500
Instagram	245	N/A
Google Adwords	N/A	N/A
Nextdoor	461,401	N/A

GLACVCD Website



Summary

In the period from March 30th through April 29th, the District website (www.glacvcd.org) had 9,044 visits from 8,811 visitors compared to 3,996 visits from 3,805 visitors from the previous year.



**GREATER LOS ANGELES COUNTY VECTOR
CONTROL DISTRICT**

**FISCAL REPORT
APRIL 2019**

*Carolyn M. Weeks, CPA, Director of Fiscal Operations
Yousef Kamara, Accounting Clerk*

- Finished and filed the State Controller's Compensation Report
- Working on reorganizing all the files in storage
- Finished and filed the Sales Tax Report
- Working on changing the deed to reflect the current District's name
- Finished the FY 2019–2020 Budget
- Start working on updating CalPERS retirement files

STAFF REPORT D

Breakdown on Financial Statement Categories

Regular & Limited Term Salaries – Salaries, Overtime and Payout on Accruals

Employee Taxes – Employer's cost of employment taxes

Extra Help Salaries – seasonal staff's salaries

General Benefits - CalPERS retirement and 401(a) funding

Health Benefits – Medical, Dental, Vision and Retirees Medical Premiums

Chemicals – pesticides

Operational Support Equipment – portable spray equipment, support equipment and miscellaneous parts and supplies

Uniforms and Accessories – boots, gloves, coveralls, uniform cleaning, caps, accessories, work apparel, logo patches, shields, staff year pins, and protective safety equipment

Communications – wireless telephone, GPS tracking, two way radios, website services, telephone land lines and internet connection

Kitchen Materials and Supplies – kitchen supplies and miscellaneous expense

VCJPA Insurance – Workers' Compensation, Liability, Automobile, Group Property, Group Fidelity, Travel, General Fund and Employee Assistance

Maintenance Automotive – Electrical parts, vehicle registration, brake and suspension, tire, wheels and alignment, cooling system parts and service, body repair, fabrication supplies, hazardous waste, engine and transmission, smog checks, first aid, trans, chassis and drive trans, engine, and miscellaneous parts and service

Office Equipment – Equipment repair, copier expenses, computer supplies, and computer software

STAFF REPORT D

Maintenance Buildings/Yards – Towel supply, floor mates, irrigation, landscape maintenance, janitorial maintenance, pond maintenance, interior and exterior supplies, HVAC, fixture and hardware, and security alarm

Scientific-Technical Lab Supplies – Mosquito fish and supplies, reference materials, lab supplies and equipment, field supplies and equipment and shipping and testing

Memberships – all memberships

Office Expense – Bank and finance fees, postage expenses, office supplies, printing and stationery, payroll processing fees, pre and post employment services, tuition reimbursement and safety/management training

Professional Services – computer consultant, professional/temp services, lawsuit settlements, legal services, NPDES monitoring, CEQA fees, advertising and audit contract

Public Information and Education – public info video, supplies and equipment, information materials, photography expenses, educational material and supplies, promotional and educational, public exhibit, media monitoring and mobile education unit

Special Expense – Property tax administration, LA County Property Tax, meeting/supplies, board of trustee stipends, and board meeting expenses

Transportation and Travel – Permits and fees, certification renewals, continuing education and seminars and manager's auto allowance

Fuel – Fleet fuel

Utilities – utilities, water, and waste disposal

SUMMARY OF CASH ACCOUNTS
April, Fiscal Year 2018-2019
Carolyn Weeks CPA, Director of Fiscal Operations

	JUL	AUG	SEP	OCT	NOV	DEC	JAN	FEB	MAR	APR	MAY	JUN
COUNTY TREASURY -1010.0												
Fund Balance - 6/30/18 \$1,533,493.00												
Deposits/Revenues	216,541	146,664	1,375	910	130,815	6,197,811	1,704,959	1,135,476	9,482	4,590,061	-	-
YTD	216,541	363,205	364,580	365,490	496,306	6,694,117	8,399,076	9,534,552	9,544,034	14,134,095	14,134,095	14,134,095
Transfer to LAIF 1020.0	1,480,000			350,000			6,340,000					
YTD	1,480,000	1,480,000	1,480,000	1,830,000	1,830,000	1,830,000	8,170,000	8,170,000	8,170,000	8,170,000	8,170,000	8,170,000
Fund Balance \$ 270,034 \$ 416,698 \$ 418,073 \$ 68,983 \$ 199,799 \$ 6,397,610 \$ 1,762,569 \$ 2,898,045 \$ 2,907,527 \$ 7,497,588 \$ 7,497,588												
LAIF ACCOUNT - 1020.0												
Fund Balance - 6/30/18 \$3,894,467.00												
sits (Transfer from County Treasury 1010 or Reserve accounts)	1,480,000			350,000	-	-	6,340,000	14,831	-	-	-	-
Interest Earned	-			17,621			6,662					
YTD	1,480,000	1,480,000	1,480,000	1,847,621	1,847,621	1,847,621	8,194,283	8,209,114	8,209,114	8,209,114	8,209,114	8,209,114
rawals (Transfer to BPB Payable 1016 or Chase Payroll 1015)	-	1,100,000	-	-	250,000	-	-	-	-	520,000	-	-
hdrawals (Transfer to BPB Payroll 1018 or Chase Payroll 1017)	1,200,000	600,000	900,000	1,050,000	-	-	1,300,000	900,000	900,000	850,000	-	-
Withdrawals (Transfers to Reserve Accounts)							237,478	-				
YTD	1,200,000	2,900,000	3,800,000	4,850,000	5,100,000	5,100,000	6,637,478	7,537,478	8,437,478	9,807,478	9,807,478	9,807,478
Fund Balance \$ 4,174,467 \$ 2,474,467 \$ 1,574,467 \$ 892,088 \$ 642,088 \$ 642,088 \$ 5,451,272 \$ 4,566,103 \$ 3,666,103 \$ 2,296,103 \$ 2,296,103												
CHASE ACCOUNTS PAYABLE 1015.0												
Fund Balance - 6/30/18 \$0												
Deposits (Transfer from LAIF 1020)	-	-	-	-	-	-	-	-	300,000	520,000	-	-
Deposits (Transfer from BPB Payroll 1018)	-	-	-	-	-	-	-	-	-	-	-	-
Misc. Receipts	-	-	-	-	-	27,185	303	-	-	-	-	-
YTD	-	-	-	-	-	27,185	27,488	27,488	327,488	847,488	847,488	847,488
Withdrawals (Transfers to BPB Payroll 1018)	-	-	-	-	-	-	-	-	-	-	-	-
Withdrawals for Payables	-	-	-	-	-	-	-	-	199,028	559,469	-	-
YTD	-	-	-	-	-	-	-	-	199,028	758,497	758,497	758,497
Account Balance \$ - \$ - \$ - \$ - \$ - \$ 27,185 \$ 27,488 \$ 27,488 \$ 128,460 \$ 88,991 \$ 88,991 \$ 88,991												
AB ACCOUNTS PAYABLE 1016.0												
Fund Balance - 6/30/18 \$209,292.14												
Deposits (Transfer from LAIF 1020)	-	1,100,000	-	200,000	250,000	-	-	-	-	-	-	-
Deposits (Transfer from BPB Payroll 1018)	225,000	300,000	130,000	220,000	250,000	75,000	390,000	260,000	-	-	-	-
Misc. Receipts	-	-	62,165	-	-	-	-	-	-	-	-	-
YTD	225,000	1,625,000	1,817,165	2,237,165	2,737,165	2,812,165	3,202,165	3,462,165	3,462,165	3,462,165	3,462,165	3,462,165
Withdrawals (Transfers to BPB Payroll 1018)	-	375,000	13,000	-	-	-	-	-	-	-	-	-
Withdrawals for Payables	301,074	1,027,099	222,287	451,884	356,688	253,950	288,634	246,548	114,169	19,435	-	-
YTD	301,074	1,703,173	1,938,460	2,390,344	2,747,032	3,000,982	3,289,616	3,536,164	3,650,333	3,669,768	3,669,768	3,669,768
Account Balance \$ 133,218 \$ 131,119 \$ 87,998 \$ 56,114 \$ 199,426 \$ 20,475 \$ 121,841 \$ 135,293 \$ 21,125 \$ 1,690 \$ 1,690 \$ 1,690												
CHASE PAYROLL ACCOUNT 1017.0												
Fund Balance - 6/30/18 \$0												
Deposits (Transfer from LAIF 1020)	-	-	-	-	-	-	-	-	-	200,000	-	-
Deposits (Transfer from BPB Payroll 1018)	-	-	-	-	-	10,000	-	-	-	-	-	-
Misc. Receipts	-	-	-	-	-	-	-	-	-	-	-	-
YTD	-	-	-	-	-	10,000	10,000	10,000	10,000	210,000	210,000	210,000
Withdrawals (Transfers to BPB Payroll 1018)	-	-	-	-	-	-	-	-	-	-	-	-
Withdrawals for Payables	-	-	-	-	-	-	-	-	-	-	-	-
YTD	-	-	-	-	-	-	-	-	-	-	-	-
Account Balance \$ - \$ - \$ - \$ - \$ - \$ 10,000 \$ 10,000 \$ 10,000 \$ 10,000 \$ 210,000 \$ 210,000 \$ 210,000												

SUMMARY OF CASH ACCOUNTS

April, Fiscal Year 2018-2019

Carolyn Weeks CPA, Director of Fiscal Operations

	JUL	AUG	SEP	OCT	NOV	DEC	JAN	FEB	MAR	APR	MAY	JUN
AB PAYROLL ACCOUNT - 1018.0												
Fund Balance - 6/30/18 \$38,815.00												
Deposits (Transfer from LAIF 1020)			900,000	850,000	-	-	1,300,000	900,000	600,000	650,000	-	-
Deposits (Transfer from BPB Payable 1016)		375,000	13,000									
Deposits (Transfer from CalTrust1019)					1,500,000							
YTD	1,200,000	2,175,000	3,088,000	3,938,000	5,438,000	5,438,000	6,738,000	7,638,000	8,238,000	8,888,000	8,888,000	8,888,000
Withdrawals for Payroll	931,165	662,198	666,448	683,319	619,551	642,893	828,652	600,702	578,131	648,770	-	-
Withdrawals (Transfer to BPB Payable 1016)	225,000	300,000	130,000	220,000	250,000	75,000	390,000	260,000	-	-	-	-
YTD	1,156,165	2,118,363	2,914,811	3,818,131	4,687,682	5,405,575	6,624,226	7,484,929	8,063,060	8,711,829	8,711,829	8,711,829
Account Balance	\$ 82,650	\$ 95,452	\$ 212,004	\$ 158,685	\$ 789,133	\$ 71,241	\$ 152,589	\$ 191,887	\$ 213,756	\$ 214,986	\$ 214,986	\$ 214,986

CalTRUST Account Cash Flow - 1019.0

Fund Balance - 6/30/18 \$1,514,048.00

Deposits												
Interest Earned		2,320	2,344	2,351	3,360	-	-	-	-	-	-	-
YTD	-	2,320	4,663	7,014	10,374	10,374	10,419	10,510	10,510	10,559	10,559	10,559
Withdrawals					1,500,000	-	-	-	-	-	-	-
Administrative Expenses												
YTD	-	-	-	-	1,500,000	1,500,000	1,500,000	1,500,000	1,500,000	1,500,000	1,500,000	1,500,000
Fund Balance	\$ 1,514,048	\$ 1,516,367	\$ 1,518,711	\$ 1,521,062	\$ 24,422	\$ 24,422	\$ 24,467	\$ 24,558	\$ 24,558	\$ 24,606	\$ 24,606	\$ 24,606

VCJPA TRUST FUND - 1012.0

Fund Balance - 6/30/18 \$1,013,862.00

Deposits												
Interest Earned		4,138	-	-	140,865	-	-	-	-	-	-	-
YTD	-	4,138	-	-	14,671	-	-	-	-	-	-	-
Withdrawals		4,138	4,138	4,138	159,674	159,674	159,674	159,674	159,674	159,674	159,674	159,674
Administrative Expenses												
YTD	-	27	27	27	28	55	55	55	55	55	55	55
Fund Balance	\$ 1,013,862	\$ 1,013,862	\$ 1,017,973	\$ 1,017,973	\$ 1,017,973	\$ 1,173,481	\$ 1,173,481	\$ 1,173,481	\$ 1,173,481	\$ 1,173,481	\$ 1,173,481	\$ 1,173,481

VCJPA PROPERTY - 1013.0

Fund Balance - 6/30/18 \$51,552.00

Deposits												
Interest Earned		210	210	210	698	-	-	-	-	-	-	-
YTD	-	210	210	210	908	908	908	908	908	908	908	908
Withdrawals												
Administrative Expenses												
YTD	-	-	-	-	-	-	-	-	-	-	-	-
Fund Balance	\$ 51,552	\$ 51,552	\$ 51,762	\$ 51,762	\$ 51,762	\$ 52,460	\$ 52,460	\$ 52,460	\$ 52,460	\$ 52,460	\$ 52,460	\$ 52,460

SUMMARY OF CASH ACCOUNTS
April, Fiscal Year 2018-2019
Carolyn Weeks CPA, Director of Fiscal Operations

	JUL	AUG	SEP	OCT	NOV	DEC	JAN	FEB	MAR	APR	MAY	JUN
CalTRUST ACCOUNT EMERGENCY VECTOR CONTROL RESERVES- 1031.0												
Fund Balance - 6/30/18 \$1,202,278.00												
Deposits (Transfers from 1020.0)	-				-	-	-	-	-	-	-	-
Interest Earned	(1,215)	4,613	487		4,547	8,413	4,820	2,163	6,162	2,288	-	-
YTD	(1,215)	3,399	3,886	3,886	8,433	16,846	21,666	23,829	29,991	32,278	32,278	32,278
Withdrawals	-	-	-	-	-	-	-	-	-	-	-	-
YTD	-	-	-	-	-	-	-	-	-	-	-	-
Fund Balance	\$ 1,201,064	\$ 1,205,677	\$ 1,206,164	\$ 1,206,164	\$ 1,210,711	\$ 1,219,124	\$ 1,223,944	\$ 1,226,107	\$ 1,232,269	\$ 1,234,556	\$ 1,234,556	\$ 1,234,556
LAIF ACCOUNT MEU VEHICLE REPLACEMENT - 1023.0												
Fund Balance - 6/30/18 \$0												
Deposits (Transfers from 1020.0)	-	-	-	-	-	-	-	-	-	-	-	-
Interest Earned	-	-	-	-	-	-	-	-	-	-	-	-
YTD	-	-	-	-	-	-	-	-	-	-	-	-
Withdrawals	-	-	-	-	-	-	-	-	-	-	-	-
YTD	-	-	-	-	-	-	-	-	-	-	-	-
Fund Balance	\$ -	\$ -	\$ -	\$ -	\$ -	\$ -	\$ -	\$ -	\$ -	\$ -	\$ -	\$ -
LAIF ACCOUNT CAPITAL DESIGNATED RESERVES - 1025.0												
Fund Balance - 6/30/18 \$90,629.68												
Deposits (Transfers from 1020.0)	-	-	-	-	-	-	48,511	-	-	-	-	-
Interest Earned	-	-	-	-	-	-	-	-	-	-	-	-
YTD	-	-	-	-	-	-	48,511	48,511	48,511	48,511	48,511	48,511
Withdrawals	-	-	-	-	-	-	11,033	14,831	-	-	-	-
YTD	-	-	-	-	-	-	11,033	25,864	25,864	25,864	25,864	25,864
Fund Balance	\$ 90,630	\$ 90,630	\$ 90,630	\$ 90,630	\$ 90,630	\$ 90,630	\$ 128,108	\$ 113,277	\$ 113,277	\$ 113,277	\$ 113,277	\$ 113,277
CalTRUST ACCOUNT OPERATIONS DESIGNATED RESERVES - 1033.0												
Fund Balance - 6/30/18 \$400,921.00												
Deposits (Transfers from 1020.0)	-				-	-	-	-	-	-	-	-
Interest Earned	(405)	1,538	162		1,516	2,805	1,607	721	2,054	763	-	-
YTD	(405)	1,133	1,295	1,295	2,811	5,616	7,223	7,944	9,998	10,761	10,761	10,761
Withdrawals	-	-	-	-	-	-	-	-	-	-	-	-
YTD	-	-	-	-	-	-	-	-	-	-	-	-
Fund Balance	\$ 400,516	\$ 402,054	\$ 402,216	\$ 402,216	\$ 403,732	\$ 406,537	\$ 408,144	\$ 408,865	\$ 410,919	\$ 411,682	\$ 411,682	\$ 411,682
LAIF ACCOUNT OPEB DESIGNATED RESERVES - 1027.0												
Fund Balance - 6/30/18 \$100,696.00												
Deposits (Transfers from 1020.0)	-	-	-	-	-	-	170,000	-	-	-	-	-
Interest Earned	-	-	-	-	-	-	-	-	-	-	-	-
YTD	-	-	-	-	-	-	170,000	170,000	170,000	170,000	170,000	170,000
Withdrawals	-	-	-	-	-	-	-	-	-	-	-	-
YTD	-	-	-	-	-	-	-	-	-	-	-	-
Fund Balance	\$ 100,696	\$ 100,696	\$ 100,696	\$ 100,696	\$ 100,696	\$ 100,696	\$ 270,696	\$ 270,696	\$ 270,696	\$ 270,696	\$ 270,696	\$ 270,696
LAIF ACCOUNT COMPENSATED ABSENCES RESERVE - 1029.0												
Fund Balance - 6/30/17 \$20,000.00												
Deposits (Transfers from 1020.0)	-	-	-	-	-	-	30,000	-	-	-	-	-
Interest Earned	-	-	-	-	-	-	-	-	-	-	-	-
YTD	-	-	-	-	-	-	30,000	30,000	30,000	30,000	30,000	30,000
Withdrawals	-	-	-	-	-	-	-	-	-	-	-	-
YTD	-	-	-	-	-	-	-	-	-	-	-	-
Fund Balance	\$ 20,000	\$ 20,000	\$ 20,000	\$ 20,000	\$ 20,000	\$ 20,000	\$ 50,000	\$ 50,000	\$ 50,000	\$ 50,000	\$ 50,000	\$ 50,000

SUMMARY OF CASH ACCOUNTS
April, Fiscal Year 2018-2019
Carolyn Weeks CPA, Director of Fiscal Operations

	JUL	AUG	SEP	OCT	NOV	DEC	JAN	FEB	MAR	APR	MAY	JUN
CalTRUST ACCOUNT CAPITAL RESERVES - 1032.0												
Fund Balance - 6/30/18 \$360,859.00.00												
Deposits (Transfers from 1020.0)												
Interest Earned	-	1,384	-		1,365	2,525	-	-	-	-	-	-
YTD	(364)	1,020	1,166	1,166	2,531	5,055	1,447	649	1,849	686	-	-
Withdrawals	(364)	-	-	-	-	-	6,502	7,151	9,000	9,686	9,686	9,686
YTD	-	-	-	-	-	-	-	-	-	-	-	-
Fund Balance	\$ 360,495	\$ 361,879	\$ 362,025	\$ 362,025	\$ 363,390	\$ 365,914	\$ 367,361	\$ 368,010	\$ 369,859	\$ 370,545	\$ 370,545	\$ 370,545
CalTRUST ACCOUNT VEHICLE REPLACEMENT - 1034.0												
Fund Balance - 6/30/18 \$200,460.00												
Deposits (Transfers from 1020.0)												
Interest Earned	-	769	81	-	758	1,402	-	-	-	-	-	-
YTD	(202)	567	648	-	1,406	2,808	804	361	1,027	381	-	-
Withdrawals	(202)	-	-	648	-	-	3,612	3,972	4,999	5,381	5,381	5,381
YTD	-	-	-	-	-	-	-	-	-	-	-	-
Fund Balance	\$ 200,258	\$ 201,027	\$ 201,108	\$ 201,108	\$ 201,866	\$ 203,269	\$ 204,072	\$ 204,433	\$ 205,460	\$ 205,841	\$ 205,841	\$ 205,841
CASH BALANCE	\$ 9,613,489	\$ 8,081,480	\$ 7,263,826	\$ 6,149,505	\$ 5,315,627	\$ 10,825,131	\$ 11,428,492	\$ 11,720,701	\$ 10,849,949	\$ 14,216,502	\$ 14,216,502	\$ 14,216,502

This above information is provided in compliance with the District's Investment Policy.

MONTHLY EXPENSE STATEMENT
April, Fiscal Year 2018-2019
Carolyn M. Weeks CPA, Director of Fiscal Operations

ACCOUNT	ACTUAL MONTHLY EXPENSE (\$)	BUDGETED MONTHLY EXPENSE (\$)	MONTHLY VARIANCE (\$)	YTD ACTUAL EXPENSE (\$)	YTD BUDGETED EXPENSE (\$)	YTD VARIANCE (\$)
<u>Salaries and Benefits</u>						
Regular & Limited Term Salaries	\$ 550,121	\$ 575,918	\$ 25,797	\$ 5,243,534	\$ 5,904,551	\$ 661,017
Employee Taxes	12,567	14,118	1,551	171,292	208,900	37,608
Extra Help Salaries	12,297	32,000	19,703	330,345	460,933	130,589
General Benefits	92,071	93,306	1,235	1,224,202	1,314,645	90,443
Health Benefits	134,069	161,353	27,285	1,328,408	1,664,948	336,540
SUBTOTAL	\$ 801,124	\$ 876,695	\$ 75,572	\$ 8,297,781	\$ 9,553,978	\$ 1,256,197
<u>Services and Supplies</u>						
Chemicals	\$ 16,099	\$ 18,000	\$ 1,901	\$ 322,498	\$ 330,250	\$ 7,752
Operational Support Equipment	1,303	3,075	1,772	24,894	25,000	106
Uniforms and Accessories	5,297	6,625	1,328	40,916	72,055	31,139
Communications	1,538	11,995	10,457	120,740	171,815	51,075
Kitchen Materials and Supplies	86	196	110	2,037	1,358	(678)
VCJPA Insurance	-	-	-	511,384	590,473	79,089
Maintenance: Automotive	8,202	13,680	5,478	106,264	115,420	9,156
Office Equipment	4,092	5,233	1,141	39,173	50,903	11,730
Maintenance: Bldgs/Yards	5,138	13,156	8,018	79,636	121,658	42,022
Scientific-Technical Lab Supplies	3,875	8,950	5,075	51,217	77,725	26,508
Memberships	585	-	(585)	17,839	23,750	5,911
Office Expense	3,500	9,221	5,721	57,344	109,173	51,829
Professional Services	6,751	14,250	7,499	158,396	200,000	41,604
Public Information & Education	7,342	2,750	(4,592)	57,937	35,500	(22,437)
Special Expense	5,712	26,067	20,354	400,047	472,142	72,095
Transportation & Travel	12,881	7,481	(5,400)	104,842	133,026	28,184
Fuel	11,114	22,637	11,523	133,487	201,232	67,745
Utilities	6,185	8,917	2,731	75,907	95,867	19,960
SUBTOTAL	\$ 99,699	\$ 172,232	\$ 72,533	\$ 2,304,558	\$ 2,827,348	\$ 522,790
<u>Fixed Assets</u>						
Automotive/Specialty Vehicles	\$ 8,807	-	\$ (8,807)	\$ 355,554	548,000	\$ 192,446
Machinery & Equipment	3,721	-	(3,721)	6,788	18,950	12,162
Spray Equipment	-	-	-	-	-	-
Computer Equipment	-	-	-	32,750	22,350	(10,400)
Laboratory Equipment	-	-	-	-	-	-
Public Information/Ed. Equipment	-	-	-	-	-	-
Furniture & Fixtures	1,655	-	(1,655)	17,690	18,300	610
Reserves	-	-	-	-	900,000	900,000
Capital Improvements	-	-	-	30,161	67,500	37,339
SUBTOTAL	\$ 14,183	\$ -	\$ (14,183)	\$ 442,944	\$ 1,575,100	\$ 1,132,156
<u>Reserves</u>						
Capital Reserve Fund	\$ -	\$ -	\$ -	\$ -	\$ -	\$ -
MEU (Vecmobile) Replacement Res.	-	-	-	-	-	-
SUBTOTAL	\$ -	\$ -	\$ -	\$ -	\$ -	\$ -
TOTAL EXPENDITURES	\$ 915,006	\$ 1,048,927	\$ 133,921	\$ 11,045,283	\$ 13,956,426	\$ 2,911,144

Fiscal Year 2018 - 2019

* The County report for the month of April has not been received at the time this report was being compiled.

GREATER LOS ANGELES VECTOR CONTROL DISTRICT

Chart of Financial Activity: FY 2019

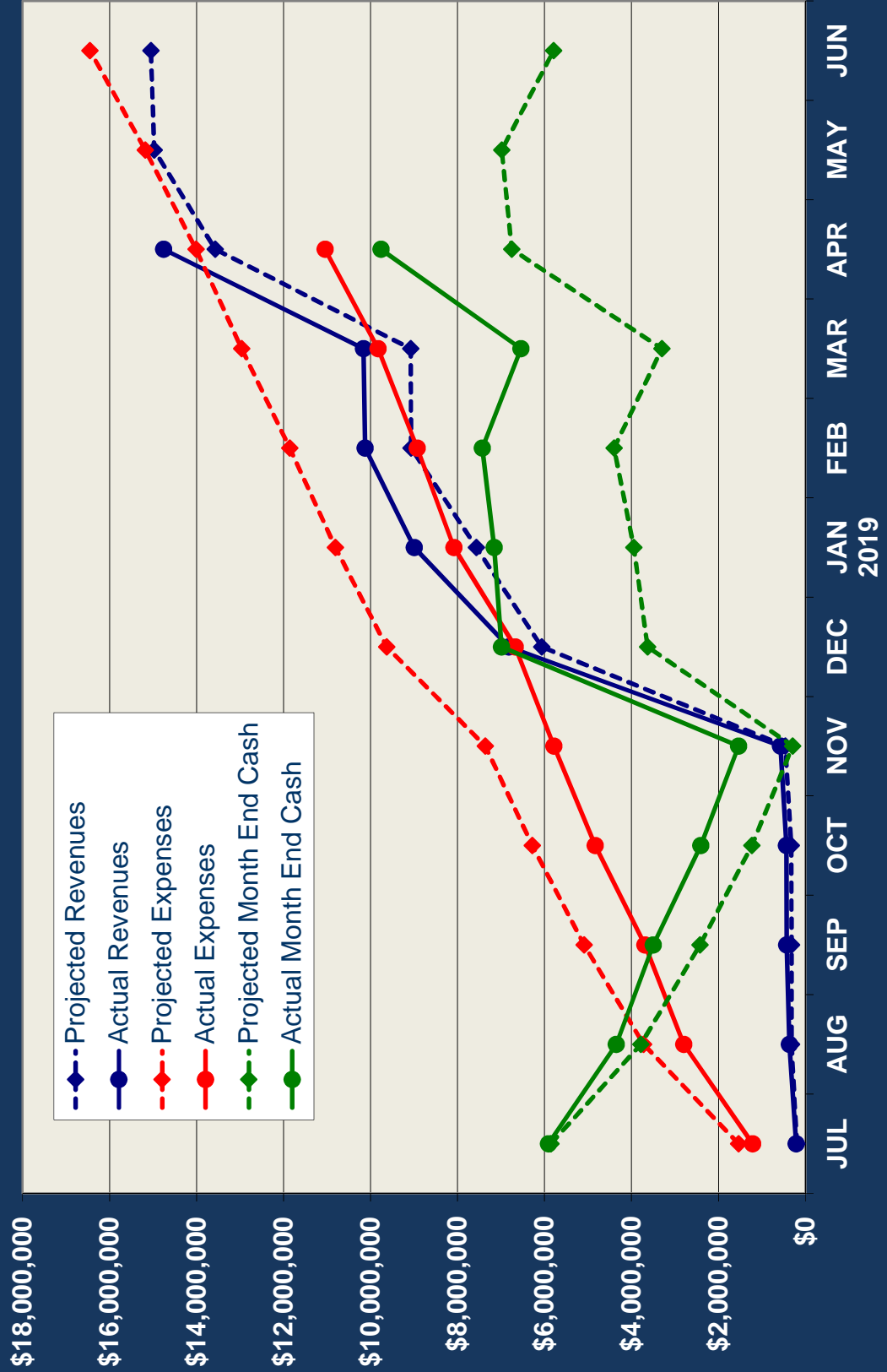
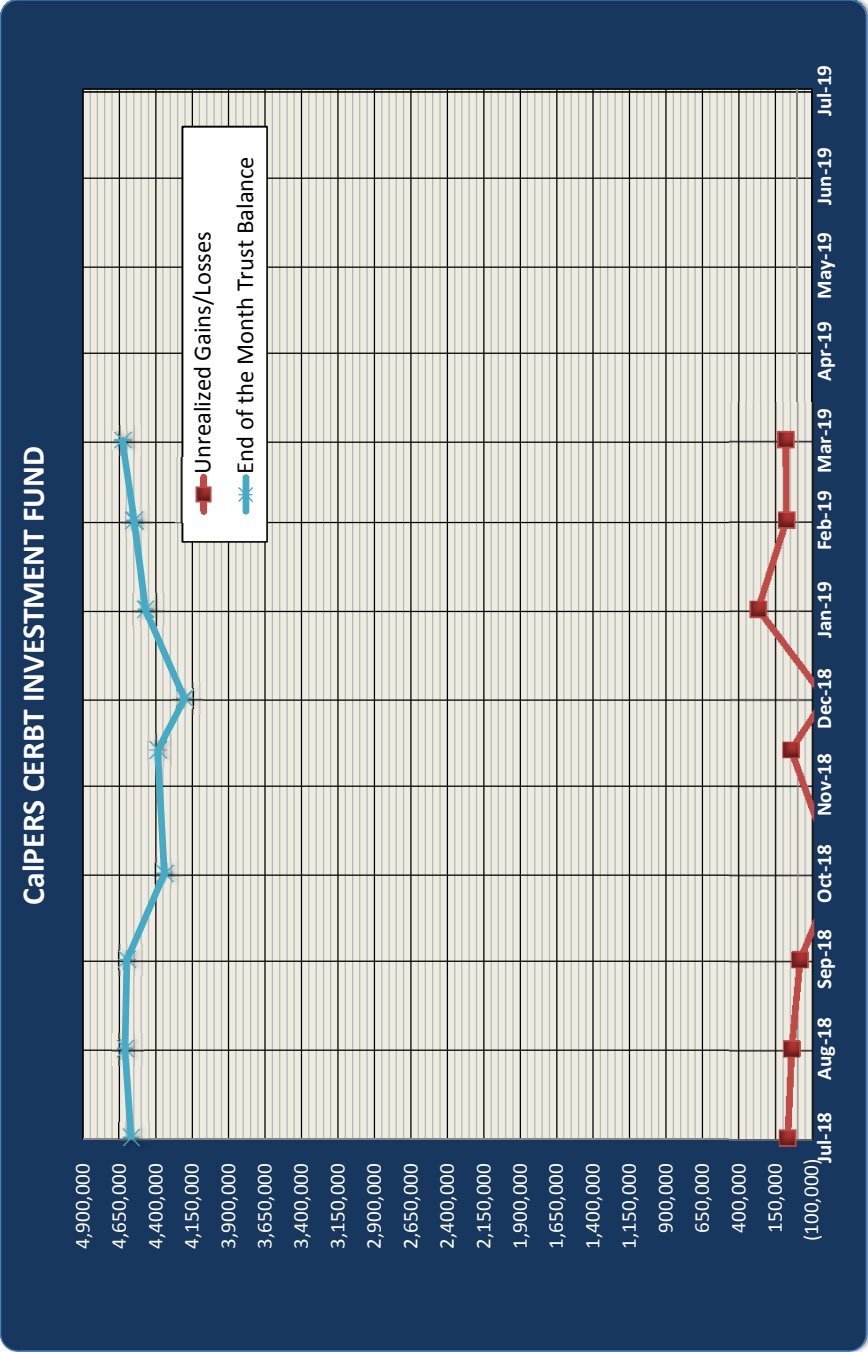


TABLE FOR CHART JULY 2018 - JUNE 2019

Month	Projected Revenues	Actual Revenues	Projected Expenses	Actual Expenses	Projected Month End Cash	Actual Month End Cash
JUL	200,000	214,354	1,538,842	1,217,881	5,851,158	5,908,515
AUG	320,000	371,866	3,721,975	2,799,746	3,788,025	4,350,834
SEP	323,000	433,137	5,086,634	3,691,222	2,426,366	3,501,251
OCT	326,000	436,402	6,282,244	4,835,267	1,233,756	2,405,529
NOV	466,000	578,760	7,360,848	5,786,611	295,152	1,538,889
DEC	6,066,000	6,821,427	9,624,322	6,675,292	3,631,678	6,988,889
JAN 2019	7,566,000	8,993,052	10,810,006	8,078,609	3,945,994	7,158,040
FEB	9,066,000	10,126,197	11,858,344	8,925,568	4,397,656	7,431,103
MAR	9,072,700	10,159,478	12,959,030	9,823,201	3,303,670	6,540,103
APR	13,572,700	14,753,706	14,007,958	11,045,283	6,754,742	9,760,103
MAY	14,972,700	0	15,179,454	0	6,983,246	0
JUN	15,047,700	0	16,447,354	0	5,790,346	0

SUMMARY of CalPERS CERBT INVESTMENT FUND
 April, Fiscal Year 2018-2019
 Carolyn Weeks, CPA, Director of Fiscal Operations

CalPERS CERBT Plan for Pre-Funding OPEB Fund Balance - 6/30/17 \$3,901,473.00												
Deposits												
JUL	AUG	SEP	OCT	NOV	DEC	JAN	FEB	MAR	APR	MAY	JUN	
600,000	-	-	-	-	-	-	-	-	-	-	-	-
600,000	600,000	600,000	600,000	600,000	600,000	600,000	600,000	600,000	600,000	600,000	600,000	600,000
69,526	42,614	(13,825)	(256,603)	46,391	(184,751)	269,153	77,387	81,588	81,049	-	-	-
69,526	112,140	98,315	(158,288)	(111,897)	(296,648)	(27,495)	49,891	131,480	212,529	212,529	212,529	212,529
325	330	320	320	304	308	312	294	330	316	-	-	-
325	655	975	1,295	1,599	1,907	2,220	2,513	2,844	3,159	3,159	3,159	3,159
\$ 4,570,674	\$ 4,612,958	\$ 4,598,813	\$ 4,341,890	\$ 4,387,976	\$ 4,202,918	\$ 4,471,758	\$ 4,548,851	\$ 4,630,109	\$ 4,710,842	\$ 4,710,842	\$ 4,710,842	\$ 4,710,842
Fund Balance												
YTD Deposits												
YTD Gains/Losses												
YTD Unrealized Gains/Losses												
Administrative Fees												
YTD Administrative Fees												





GREATER LOS ANGELES COUNTY VECTOR CONTROL DISTRICT HUMAN RESOURCES DEPARTMENT REPORT APRIL 2019

Richard Knott, Director of Human Resources

***Vacant**, Benefit Specialist*

Jamie Hebein Salazar, Human Resources Assistant

I. Employment & Recruiting:

- a. Benefit Specialist, posted 1/23/19- Interviews scheduled for 5/8/19.
- b. Community Liaisons, posted 2/15/19—Review, initial screening completed 5/3/19.
- c. Mosquito Control Technician
 - i. Posted 2/15/19—Ongoing review and screening.
 - ii. First wave of hires started. 4/22/19 (13 hired)
 - iii. Second wave of hires starting: 5/6/19. (Tentative 7 hires)
 - iv. Third wave of hires; anticipated start date: 6/3/19
- d. Vector Control Specialist, posted 1/18/19.
 - i. Hired (3) previous MCT's; started: Jose Ruiz Jr, Jesus Adrian Velazquez and Robert Aceves.
- e. Maintenance Mechanic, posted 3/8/19 —Review, initial screening 5/7/19.

II. Department Activities:

- a. Mosquito Control Technician interviews: 4/9, 4/10, 4/23, 4/24 and 5/2.
- b. Mosquito Control Technician written exam: 4/15, 4/16, 4/19, 4/26, 4/29 and 5/3.
- c. VCS-Aedes Interviews: 4/17/19.
- d. Benefit Bridge weekly meeting: 4/29 and 5/6.
- e. NeoGov implementation meeting: 5/2/19.
- f. Tier IV Benefit setup in ADP.

III. Department Training & Workshops

Date	Workshop	Topic	Location
4/11/2019	LA Pierce College	Job Fair	Woodland Hills
4/26/2019	Cal Chamber	HR Bootcamp Seminar	Costa Mesa
5/1/2019	PIHRA/AALRR	Monthly Seminar	Cerritos

IV. Worker's Compensation Update:

- a. One injury under review.