

# GLACVCD

## BOARD OF TRUSTEES MEETING

### AGENDA AND EXHIBITS



## Thursday October 11<sup>th</sup> 2018

7:00 p.m. Board Meeting  
Santa Fe Springs District Headquarters  
12545 Florence Avenue  
Santa Fe Springs, CA 90670

***Trustee Mark W. Bollman, President***  
***Trustee Baru Sanchez, Vice President***  
***Trustee Steve Appleton, Secretary-Treasurer***

*General Manager, Truc Dever*  
*Director of Fiscal Operations, Carolyn Weeks*  
*Director of Operations, Mark Daniel*  
*Director of Community Affairs, Kelly Middleton*  
*Director of Scientific-Technical Services, Susanne Klueh*  
*Director of Human Resources, Rakesha Thomas*  
*Board Legal Counsel, Quinn M. Barrow, Richards, Watson, Gershon*  
*Labor Legal Counsel, Scott Tiedemann, Liebert, Cassidy, Whitmore*

Copies of staff reports or other written documentation relating to agenda items are on file at the District's Headquarters at the Front Office and are available for public inspection. If you have questions regarding an agenda item, please contact the Front Office Staff at (562) 944-9656 ex: 504 during regular business hours.

**ADA Information:** *The Greater Los Angeles County Vector Control District complies with the Americans with Disabilities Act (ADA). Anyone with a disability who require a disability-related modification or accommodation in order to participate in a meeting, including auxiliary aids or services, may request such modification or accommodation from the front office at (562)944.9656 ext. 504. Notification 48 business hours prior to the meeting will enable the facility staff to make reasonable arrangements to assure accessibility to the meeting.*

Please refrain from smoking, eating or drinking in the Boardroom



# GREATER LOS ANGELES COUNTY VECTOR CONTROL DISTRICT

12545 Florence Avenue, Santa Fe Springs, CA 90670  
Office (562) 944-9656 Fax (562) 944-7976  
Email: [info@glacvcd.org](mailto:info@glacvcd.org) Website: [www.glacvcd.org](http://www.glacvcd.org)

GENERAL MANAGER  
Truc Dever

## PRESIDENT

Mark W. Bollman, Cerritos

## VICE PRESIDENT

Baru Sanchez, Cudahy

## SECRETARY-TREASURER

Steven Appleton, Los Angeles City

## A G E N D A

### THE REGULAR MEETING OF THE BOARD OF TRUSTEES

• Thursday, October 11, 2018 •

District Office  
12545 Florence Avenue  
Santa Fe Springs, California 90670

## ARTESIA

Sally Flowers

## BELL

Ali Saleh

## BELL GARDENS

Pedro Aceituno

## BELLFLOWER

Sonny R. Santa Ines

## BURBANK

Dr. Jeff D. Wassem

## CARSON

Elito M. Santarina

## COMMERCE

Leonard Mendoza

## DIAMOND BAR

Steve Tye

## DOWNEY

Robert Kiefer

## GARDENA

Dan Medina

## GLENDALE

Jerry Walton

## HAWAIIAN GARDENS

Barry Bruce

## HUNTINGTON PARK

Marilyn Sanabria

## LA CAÑADA FLINTRIDGE

Leonard Pieroni

## LA HABRA HEIGHTS

Catherine Houwen

## LAKEWOOD

Steve Croft

## LA MIRADA

Larry P. Mowles

## LONG BEACH

Emily Holman

## LOS ANGELES COUNTY

Steven A. Goldsworthy

## LYNWOOD

Salvador Alatorre

## MAYWOOD

Eddie De La Riva

## MONTEBELLO

Avik Cordeiro

## NORWALK

Leonard Shryock

## PARAMOUNT

Dr. Tom Hansen

## PICO RIVERA

Bob J. Archuleta

## SAN FERNANDO

Jesse H. Avila

## SAN MARINO

Scott T. Kwong

## SANTA CLARITA

Heidi Heinrich

## SANTA FE SPRINGS

Luis Gonzalez

## SIGNAL HILL

Robert D. Copeland

## SOUTH EL MONTE

Hector Delgado

## SOUTH GATE

Denise Diaz

## WHITTIER

Josué Alvarado

**6:30 P.M. - Library Conference Room: Pre-meeting refreshments**

**7:00 P.M. – Conference Room, Convene Board of Trustees Meeting**

1. **CALL TO ORDER**

2. **QUORUM (ROLL) CALL**

3. **INVOCATION**

4. **PLEDGE OF ALLEGIANCE**

5. **CORRESPONDENCE**

6. **INTRODUCTIONS**

(Introductions requested by staff or Trustees of persons attending the meeting are made at this time).

- Introduction of Jesse H. Avila, new Trustee for the City of San Fernando.
- Introduction of Gabriel Urreola, Education Program Coordinator

7. **PUBLIC COMMENT**

(This time is reserved for members of the public to address the Board relative to matters of business on and off the agenda. Comments will be limited to three minutes per person).

8. **CONSENT AGENDA (8.1-8.3)**

**VOTE REQUIRED**

8.1 Consideration of **Minutes 2018-09** of regular Board Meeting held September 13, 2018. (**EXHIBIT A**)

- 8.2 Consideration of **Resolution 2018-19** Authorizing Payment of Attached Requisition September 1, 2018 through September 30, 2018. (*EXHIBIT B*)
- 8.3 Consideration of Joint Tax Sharing Resolution (JTSR) from the Sanitation Districts of Los Angeles County in conjunction with annexation number SCV-1097. This Resolution requests GLACVCD allocate .0000057 of its current 0.0322% share and to support sewage services to the area being annexed to the Santa Clarita Valley Sanitation District. (*EXHIBIT C*)

*Analysis: The applicant requested annexation of property into the Santa Clarita Valley Sanitation District in order to receive off-site disposal of sewage. The annexation process requires that a resolution for property tax sharing be adopted by all the affected local agencies before an annexation may be approved. This request is similar to many received from the county sanitation districts and public works in the past. By sharing the property tax increment with the District resulting from these annexations, GLACVCD will not lose any existing ad valorem tax revenue it currently receives from the affected territories. GLACVCD would only be giving up a portion of the revenues it would receive on increased assessed valuation.*

## 9. COMMITTEE REPORTS

### 9.1 Personnel Committee

S. Croft, Chair

- Report on Tier IV Benefit Discussion

## 10. STAFF PROGRAM REPORTS: SEPTEMBER 2018

- |  |                                  |
|--|----------------------------------|
| 10.1 <u>Manager's Report</u>                       | T. Dever, General Manager        |
| 10.2 <u>Scientific-Technical: (Staff Report A)</u> | S. Kluh, Sci.-Tech Services Dir. |
| 10.3 <u>Operations: (Staff Report B)</u>           | M. Daniel, Operations Dir.       |
| 10.4 <u>Community Affairs: (Staff Report C)</u>    | K. Middleton, Comm. Affairs Dir. |
| 10.5 <u>Fiscal: (Staff Report D)</u>               | C. Weeks, Finance Director       |
| 10.6 <u>Human Resources: (Staff Report E)</u>      | R. Thomas, Human Resources Dir.  |
| 10.7 <u>Legal Counsel Report</u>                   | Q. Barrow, Legal Counsel         |

## 11. OTHER

The Board may consider items not on the agenda provided that the Board complies with the Government Code (Brown Act) §54954.2(b).

## 12. ADJOURNMENT

The next Board of Trustees meeting is scheduled on Thursday, November 8, 2018 at 7:00 PM at the District's headquarters at 12545 Florence Avenue, Santa Fe Springs.

# GLACVCD

## BOARD OF TRUSTEES MEETING

### STAFF REPORTS



**Thursday October 11<sup>th</sup> 2018**

**7:00 p.m. Board Meeting**

**Santa Fe Springs District Headquarters**

**12545 Florence Avenue**

**Santa Fe Springs, CA 90670**

***Trustee Mark W. Bollman, President***

***Trustee Baru Sanchez, Vice President***

***Trustee Steve Appleton, Secretary-Treasurer***

*General Manager, Truc Dever*

*Director of Fiscal Operations, Carolyn Weeks*

*Director of Operations, Mark Daniel*

*Director of Community Affairs, Kelly Middleton*

*Director of Scientific-Technical Services, Susanne Kluh*

*Director of Human Resources, Rakesha Thomas*

*Board Legal Counsel, Quinn M. Barrow, Richards, Watson, Gershon*

*Labor Legal Counsel, Scott Tiedemann, Liebert, Cassidy, Whitmore*

Copies of staff reports or other written documentation relating to agenda items are on file at the District's Headquarters at the Front Office and are available for public inspection. If you have questions regarding an agenda item, please contact the Front Office Staff at (562) 944-9656 during regular business hours.

*Pursuant to the Americans with Disabilities Act, persons with a disability who require a disability-related modification or accommodation in order to participate in a meeting, including auxiliary aids or services, may request such modification or accommodation from the front office at (562)944.9656 ext. 504. Notification 48 business hours prior to the meeting will enable the facility staff to make reasonable arrangements to assure accessibility to the meeting.*

*Please refrain from smoking, eating or drinking in the Boardroom*

# GREATER LOS ANGELES COUNTY VECTOR CONTROL DISTRICT

12545 Florence Avenue, Santa Fe Springs, CA 90670

Office (562) 944-9656 Fax (562) 944-7976

Email: [info@glacvcd.org](mailto:info@glacvcd.org) Website: [www.glacvcd.org](http://www.glacvcd.org)

## PRESIDENT

*Mark W. Bollman, Cerritos*

## VICE PRESIDENT

*Baru Sanchez, Cudahy*

## SECRETARY-TREASURER

*Steven Appleton, Los Angeles*

## GENERAL MANAGER

*Truc Dever*

### General Manager's Report for October 11, 2018 Board of Trustees Meeting

Last month, the District reported that staff responded to more than 1,400 service requests in the month of August. The impact of invasive *Aedes* mosquitoes is evident since in the month of September, we recorded another 1,585 service requests. Unfortunately, we believe the abundance and bite pressure of this mosquito species during the warm months of the year will be Southern California's "new normal." That is why it is imperative that residents take personal responsibility for standing water and water-holding containers on their property and also use approved insect repellents when mosquitoes are present.

On September 20, the District conducted another multi-agency orientation for new and current employees of the LA County Department of Public Health's Acute Communicable Disease Division and the County's Veterinarians. More than a dozen County staffers joined our District, San Gabriel Valley MVCD, and LA West MVCD as we conducted presentations and field tours to solidify our partnerships and enhance our disease information exchange processes.

The District's Community Affairs Department also enhanced inter-agency cooperation this year by working with San Gabriel Valley MVCD and West Valley MVCD to create and staff a Mosquito Exhibit during the Los Angeles County FairKids Field Trip program. This event attracts more than 60,000 students, teachers and parents from all over Southern California. The large inflatable mosquito display and learning stations directly reached more than 3,700 students over a 3-day period.

From September 24 through 27, the District's Human Resources Director and I attended the California Special District Association (CSDA) conference in Indian Wells. This excellent annual event offered breakout sessions on important administrative topics such as best practices for data and privacy, emergency preparedness, recruiting the right pool of candidates, prevailing wage updates, and addressing OPEB and pension costs. At the end of the conference, the association led a discussion panel on 2018 legislation and its impacts on special districts. Notably, CSDA asked members to monitor Proposition 5 "Property Tax Fairness Initiative" on the November ballot which could potentially cost special districts up to \$1 billion in revenue per year.

As a reminder, we will be hosting the annual Employee Appreciation Day on October 18<sup>th</sup> at Santa Fe Springs Park. All Trustees are invited to attend, and an information flyer is included in your agenda packet. Please RSVP to Kelly Middleton at [kmiddleton@glacvcd.org](mailto:kmiddleton@glacvcd.org) by October 15 if you plan to join management staff in thanking our hard-working employees this year.

Yours truly,



## ARTESIA

*Sally Flowers*

## BELL

*Ali Saleh*

## BELL GARDENS

*Pedro Aceituno*

## BELLFLOWER

*Sonny R. Santa Ines*

## BURBANK

*Dr. Jeff D. Wassem*

## CARSON

*Elito M. Santarina*

## COMMERCE

*Leonard Mendoza*

## DIAMOND BAR

*Steve Tye*

## DOWNEY

*Robert Kiefer*

## GARDENA

*Dan Medina*

## GLENDALE

*Jerry Walton*

## HAWAIIAN GARDENS

*Barry Bruce*

## HUNTINGTON PARK

*Marilyn Sanabria*

## LA CAÑADA FLINTRIDGE

*Leonard Pieroni*

## LA HABRA HEIGHTS

*Catherine Houwen*

## LAKEWOOD

*Steve Croft*

## LA MIRADA

*Larry P. Mowles*

## LONG BEACH

*Emily Holman*

## LOS ANGELES COUNTY

*Steven A. Goldsworthy*

## LYNWOOD

*Salvador Alatorre*

## MAYWOOD

*Eddie De La Riva*

## MONTEBELLO

*Avik Cordeiro*

## NORWALK

*Leonard Shryock*

## PARAMOUNT

*Dr. Tom Hansen*

## PICO RIVERA

*Bob J. Archuleta*

## SAN FERNANDO

*Jesse H. Avila*

## SAN MARINO

*Scott T. Kwong*

## SANTA CLARITA

*Heidi Heinrich*

## SANTA FE SPRINGS

*Luis Gonzalez*

## SIGNAL HILL

*Robert D. Copeland*

## SOUTH EL MONTE

*Hector Delgado*

## SOUTH GATE

*Denise Diaz*

## WHITTIER

*Josué Alvarado*

## GREATER LOS ANGELES COUNTY VECTOR CONTROL DISTRICT



### SCIENTIFIC-TECHNICAL REPORT

September, 2018

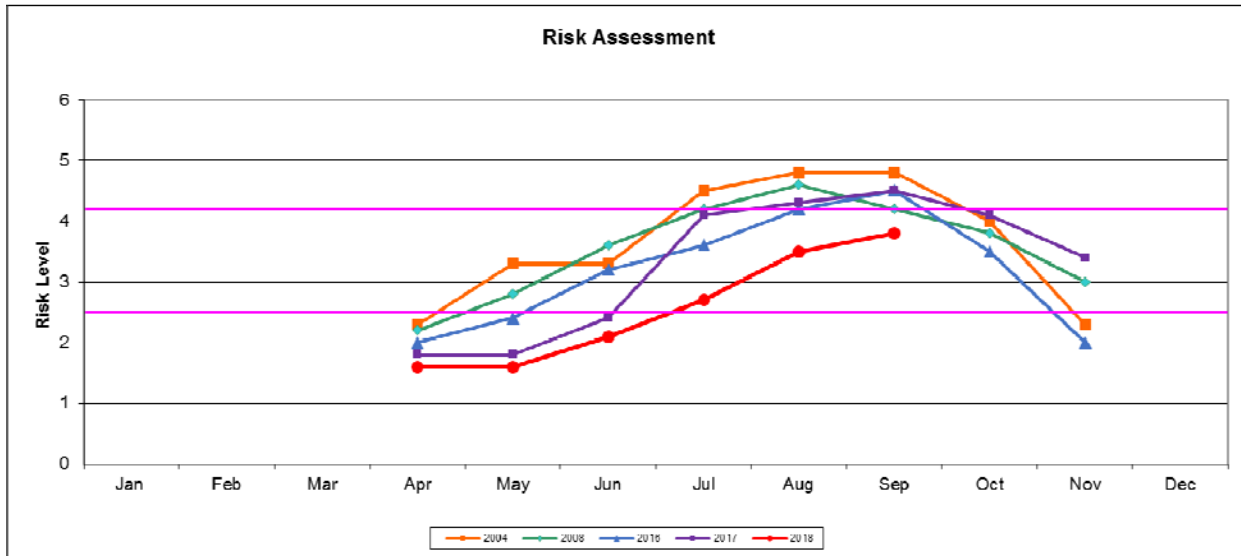
*Susanne Klueh, Scientific-Technical Services Director*  
*Paul O'Connor, Harold Morales, Tanya Posey & Steve Vetrone, Vector Ecologists*  
*Rande Gallant, Assistant Vector Ecologist*  
*Angela Arteaga & Christopher Ortiz, Field Assistants*

#### I. RISK ASSESSMENT

WN Surveillance Factor	Assessment Value	Benchmark	Value
1. <b>Environmental Conditions</b> High-risk environmental conditions include above-normal temperatures. Urban mosquitoes breeding in municipal water sources may benefit from below normal rainfall.	1	Avg daily temperature during prior half month $\leq 56^{\circ}\text{F}$	4
	2	Avg daily temperature during prior half month 57-	
	3	Avg daily temperature during prior half month 66-	
	4	Avg daily temperature during prior half month 73-	
	5	Avg daily temperature during prior half month $> 79^{\circ}\text{F}$	
2. <b>Adult <i>Cx tarsalis</i> and <i>Cx quinquefasciatus</i> abundance</b> Determined by trapping adults, identifying them to species, and comparing numbers to those previously documented for an area and	1	Vector abundance well below average ( $\leq 50\%$ )	3
	2	Vector abundance below average (51-90%)	
	3	Vector abundance average (91-150%)	
	4	Vector abundance above average (151-300%)	
	5	Vector abundance well above average ( $> 300\%$ )	
3. <b>Virus isolation rate in <i>Cx tarsalis</i> and <i>Cx quinquefasciatus</i> mosquitoes</b> Tested in pools of 50. Test results expressed as minimum infection rate (MIR) / 1,000 female mosquitoes tested	1	MIR/ 1000 = 0	4
	2	MIR/ 1000 = 0.1-1.0	
	3	MIR/ 1000 = 1.1-2.0	
	4	MIR/ 1000 = 2.1-5.0	
	5	MIR/ 1000 $> 5.0$	
4. <b>Sentinel Chicken Seroconversion</b> Number of chickens in a flock that develop antibodies to WNv. If $> 1$ flock is present in a region, number of flocks with seropositive chickens is an additional consideration.	1	No seroconversions	3
	2	1 or more seroconversion over a broad region	
	3	1 or 2 seroconversion in single flock in specific region	
	4	$> 2$ seroconversion in one or 1-2 seroconversion in multiple flocks in specific region.	
	5	$> 2$ seroconversions in one or more flocks in specific	
5. <b>Dead Bird Infection</b> Includes zoo collections.	1	No WN+ dead birds	4
	2	One or more WN+ dead birds in a broad region	
	3	1 WN+ dead bird in specific region	
	4	2 to 5 WN+ dead birds in specific region	
	5	$> 5$ WN+ dead bird + reports of dead birds in specific	
6. <b>Human Cases</b> This factor not to be included in calculation if no cases are detected.	3	One or more human cases in broad region.	5
	4	One human case in specific region	
	5	More than one human case in specific region	
<b>Response Level/ Average Rating</b> Normal Season (1.0-2.5), <b>Emergency Planning</b> (2.6-4.0), Epidemic (4.1-5.0)		TOTAL	23
		AVERAGE	3.8



# S-TS STAFF REPORT A



## II. GLACVCD MOSQUITO-BORNE DISEASE WATCH

### Summary

- 19 human case of WNV were reported in our jurisdiction in September, for a total of 26 so far this season. By comparison we had 66 cases confirmed at this time last year.
- 1 human case of Saint Louis Encephalitis (SLE) has been reported from the City of Glendale. This is the first case of SLE in LA County since 1997. While SLE has been detected in mosquitoes in Coachella Valley and the Central Valley area this season, there has not been any positive mosquito samples within our agency.
- Culex mosquito abundance in September was at the 5 year average, however Aedes activity all across the service area has dramatically increased compared to previous years.
- 3 more chickens from the flock in Encino showed evidence of WNV infection, for a total of 5 chickens, all from one flock, compared to 45 from all 7 flocks last year. Never the less, chicken infections are indicators for the spillover of WNV from the zoonotic cycle to the human population, thus human cases can continue to be expected in the vicinity.

City/Area	GLACVCD WNV+			City/Area	GLACVCD WNV+		
	Human Cases	Mosquito Pools	Dead Birds		Human Cases	Mosquito Pools	Dead Birds
Arleta		1		San Fernando		1	
Burbank	1	1		San Pedro		1	
Cerritos		1		Santa Clarita		1	
Encino		8		Santa Fe Springs		1	
Glendale			1	Shadow hills	1		
La Mirada		1		Sherman Oaks	1	4	3
Mission Hills	2			Studio City		2	
Montebello		3		Sun Valley	1	2	1
North Hills	1	1		Sunland		1	1
North Hollywood	3	3	1	Sylmar		1	1
Northridge	4	5		Taluca Lake	1		
Pacoima	1			Valley Glen		1	
Panorama City		3		Valley Village		1	
Porter Ranch	1	2		Van Nuys	5	6	
Reseda	1	2					
				<b>Total</b>	<b>25</b>	<b>54</b>	<b>2</b>

# S-TS STAFF REPORT A

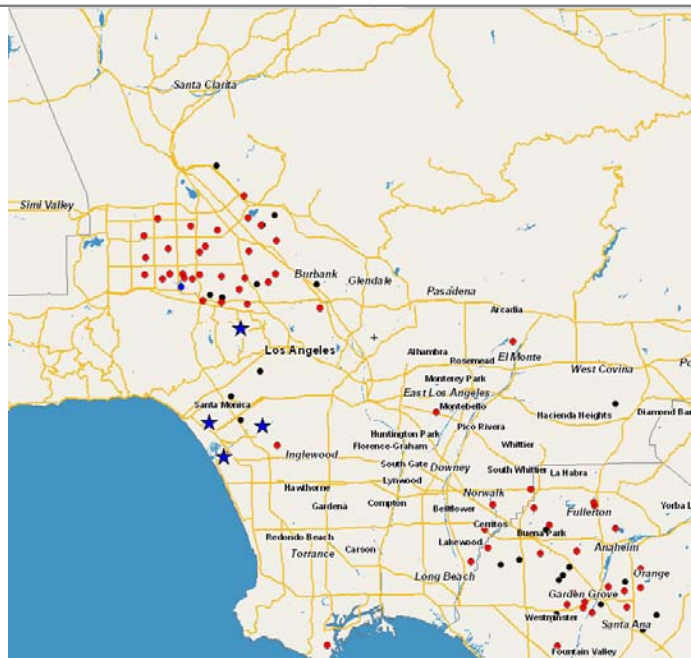
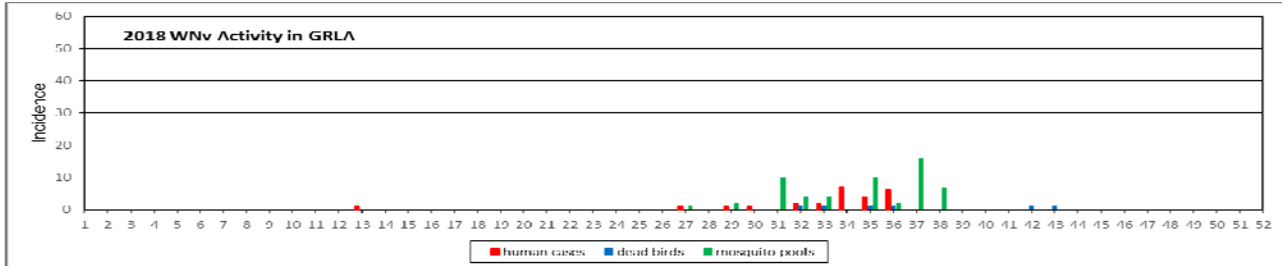
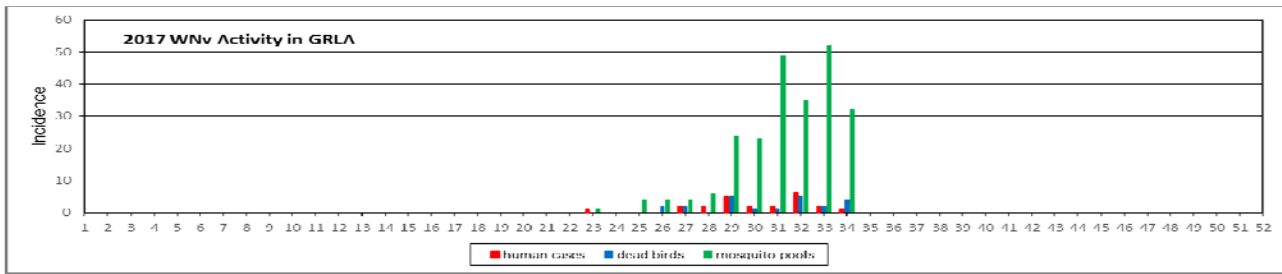
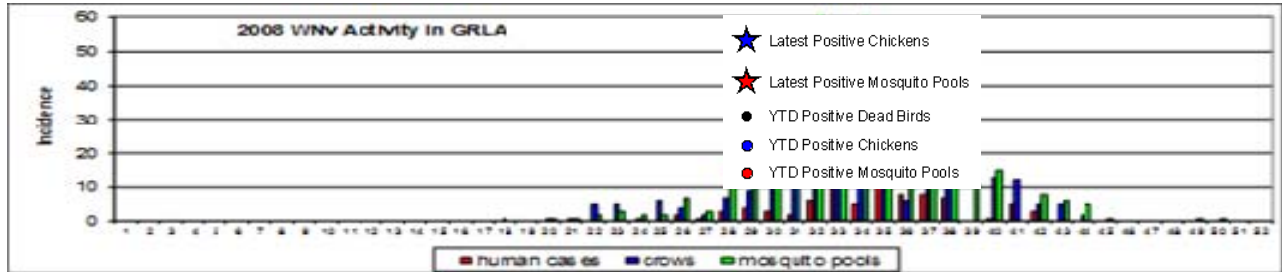
Human Cases	WNV	SLE	WEE
This Period	19	1	0
Year to Date	26	1	0

Chickens	Number Tested	WNV Positive	WEE Positive	SLE Positive	Other Positive
This Period	126	3	0	0	0
Year to Date	837	5	0	0	0

Dead Birds	Number Submitted	WNV Positive
This Period	9	6
Year to Date	41	8

Culex Mosquito Pools	Number Tested	WNV Positive	WEE Positive	SLE Positive	Other Positive
This Period	572	33	0	0	0
Year to Date	1,751	54	0	0	0

Aedes Mosquito Pools	Tested	CHIK	DEN	Zika
This period	24	0	0	0
Year to Date	35	0	0	0





# S-TS STAFF REPORT A

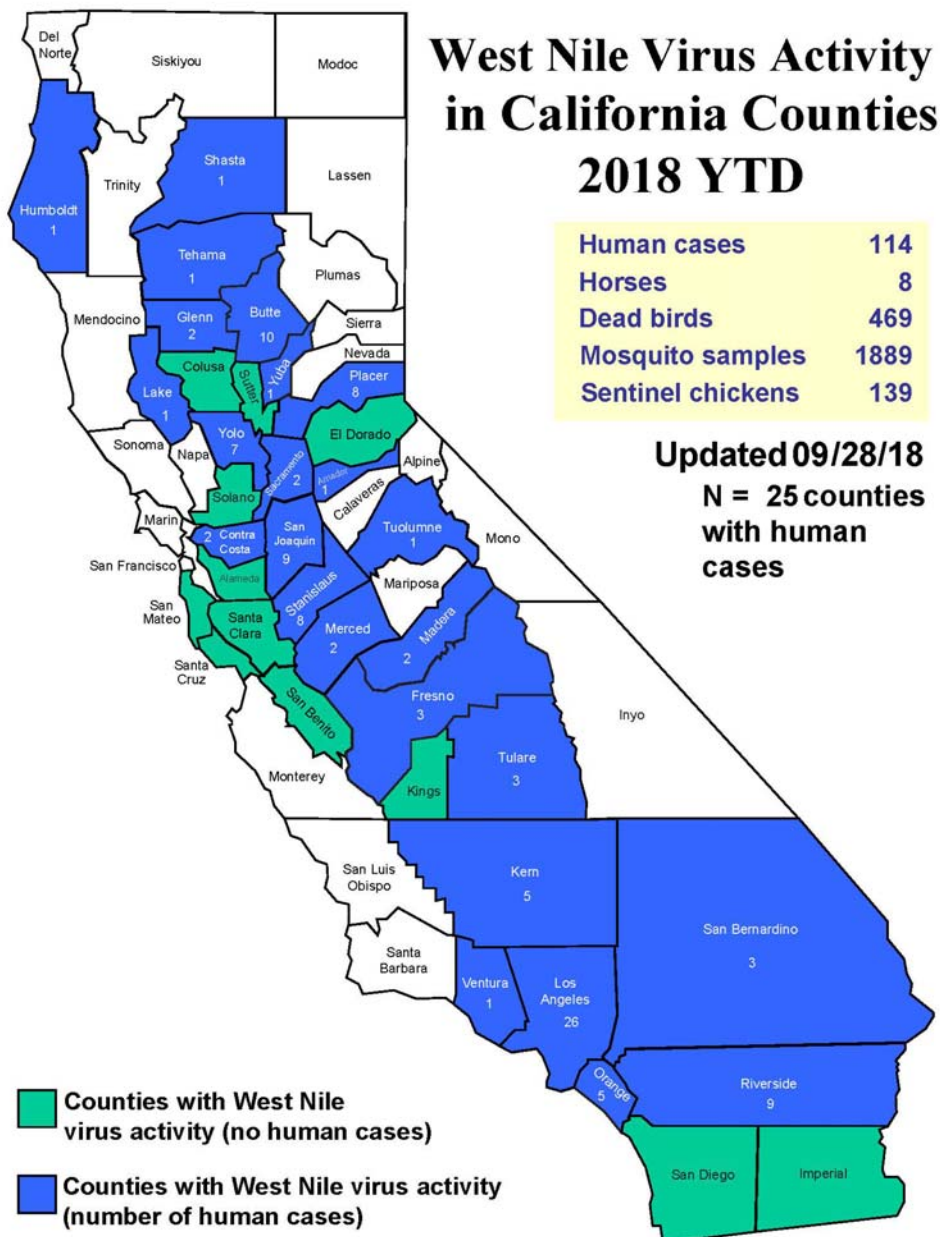
## III. STATEWIDE MOSQUITO-BORNE DISEASE WATCH 2018

Reporting Period: January 01 – September 28, 2018

Human Cases	WNV	SLE	WEE
This Period	72	1	0
Year to Date	114	1	0

Chickens	Tested	WNV Pos	SLE Pos	WEE Pos	Other Pos
This Period	1,267	55	1	0	0
Year to Date	8,176	139	1	0	0
Culex Pools	Tested	WNV Pos	SLE Pos	WEE Pos	Other Pos
This Period	6,387	433	106	0	0
Year to Date	37,059	1,889	370	0	0
Aedes Pools	Tested	CHIK	DENV	ZIKA	
This Period	526	0	0	0	
Year to Date	1,543	0	0	0	

Dead Birds	Submitted	WNV Pos
This Period	246	72
Year to Date	1,849	469



## GREATER LOS ANGELES COUNTY VECTOR CONTROL DISTRICT

### OPERATIONS REPORT

September, 2018



*Mark Daniel, Operations Director*

*Martin Serrano, Operations Supervisor, Headquarters*

*Wesley Collins, Operations Supervisor, Sylmar*

*Kevin Vargas, Operations Supervisor, USD*

*Mark Hall, Urban Water Program Manager*

*Fernando Martinez, Facilities & Fleet Maintenance Supervisor*

### Departmental Activities

#### ***Operations***

- Attended CSDA workshop: Coaching within the workplace.
- Participated in the orientation presentation and field tour for the Los Angeles County Department of Public Health Acute Communicable Disease Control staff.
- Performed two (2) separate imported human disease case surveys involving 400 intensive property inspections.
- USD concluded the cooperative control efforts with San Gabriel Valley Mosquito and Vector Control District for the 2018 season.
- Nighttime USD control operation in the downtown area of Glendale.

#### ***Urban Water Program***

- Presentation to Upper Los Angeles River Sub-region Steering Committee.
- Dominguez Gap Wetlands site meeting, CA Dept. Fish and Wildlife, L.A. Co. Dept. of Public Works, and GLACVCD, regarding steambed alteration agreement modifications for vegetation and vector management.
- Attended the LA River Master Plan Steering Committee meeting providing comment regarding the absence of vector language in the Master Plan.

#### ***Facilities & Maintenance***

- Purchased two (2) new Ford F-150 trucks for Operations.
- Outfitted two (2) new Nissan trucks for field service, one (1) assigned to Sylmar and one (1) assigned to Santa Fe Springs.
- Successfully auctioned four (4) decommissioned vehicles.

**WORK PERFORMED BY DISTRICT**

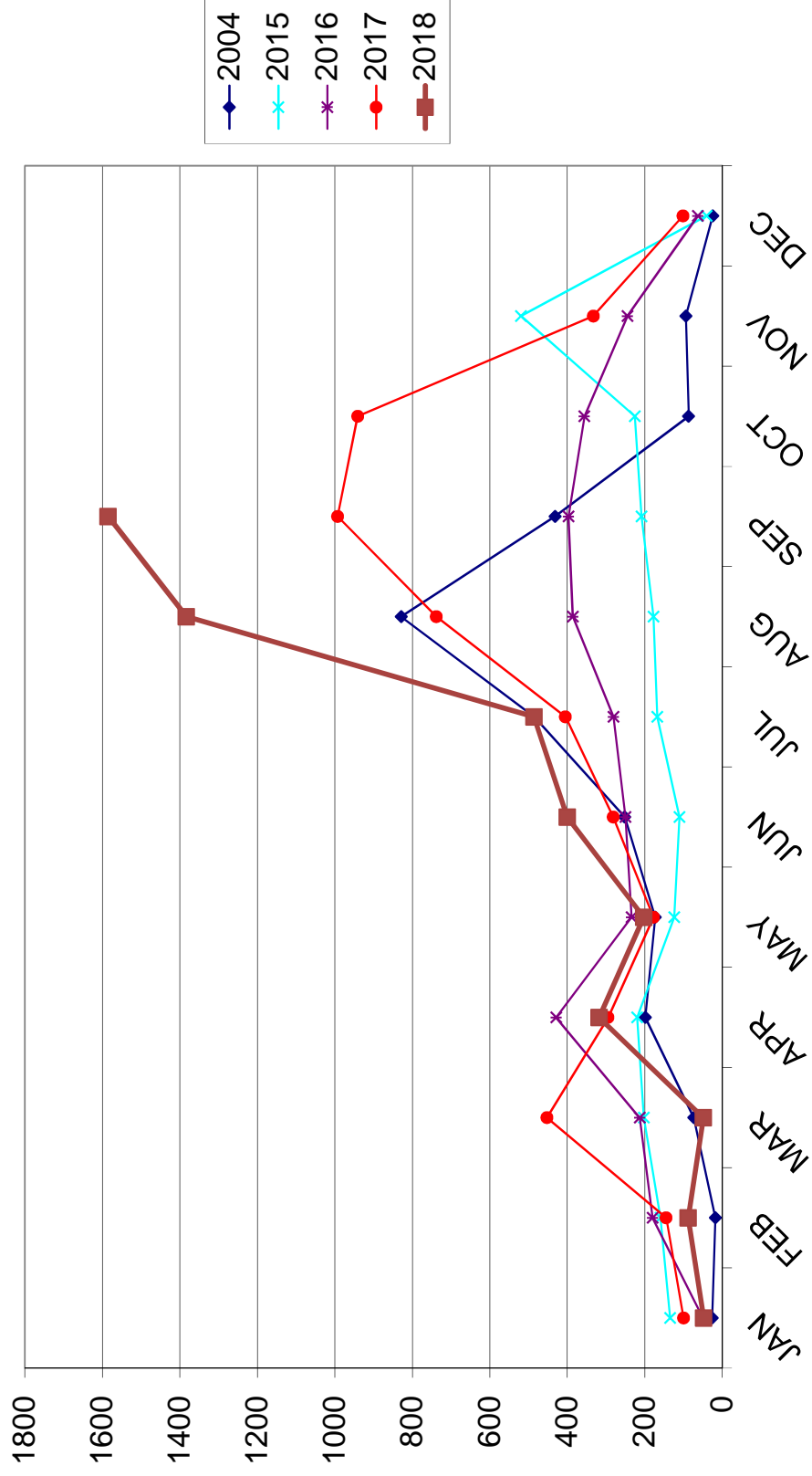
September, 2018

CONTROL AND OPERATIONS

					Hours worked <i>September</i> 2018
Fishing (Mosquitofish)					29 174
Source Reduction					2 253
Mosquito Control	<i>Sources inspected 13,160 / Sources with larvae 6,242</i>				5,943 38,264
Insecticide used:					
Larvicide oils	27.94	gals @	\$14.13 per =	\$394.79	
Altosid ALL	0.25	gals @	\$269.62 per =	\$67.41	
Altosid Briquets 30 day	1,292	ea @	\$1.14 ea. =	\$1,472.88	
Altosid Briquets XR	32	ea @	\$3.38 ea. =	\$108.16	
Altosid Pellets	4.56	lbs @	\$27.24 per =	\$124.21	
Natular T-30	0	ea @	\$1.56 per =	\$0.00	
Fourstar BTI Brqts 45 day	33	ea @	\$1.30 per =	\$42.90	
Altosid WSP	193	ea @	\$0.84 per =	\$162.12	
Vectobac 12AS	31.24	gals @	\$38.62 per =	\$1,206.49	
Vectobac G	275.30	lbs @	\$2.63 per =	\$724.04	
Fourstar Briquets 45 day	1	ea @	\$1.30 per =	\$1.30	
Vectomax FG	364.61	lbs @	\$8.70 per =	\$3,172.11	
Vectomax WSP	161	ea @	\$0.97 per =	\$156.17	
Natular	0	gals @	\$877.61 per =	\$0.00	
Vectolex WDG	89.95	lbs @	\$56.06 per =	\$5,042.60	
Vectobac WDG	58.34	lbs @	\$44.60 per =	\$2,601.96	
Midge Control					0 0
Insecticide used:					
Dimilin WP 25%	0	lbs @	49.34 per =	\$0.00	
Blackfly Control					0 236
Insecticide used:					
Vectobac 12AS	0	gals @	\$38.62 per =	\$0.00	
Underground Mosquito Control	<i>UGSD inspected 5,442 / UGSD treated 4,536</i>				1,195 11,216
Insecticide used:					
Vectobac 12AS	15.21	gals @	\$38.62 per =	\$587.41	
Vectolex WDG	243.05	lbs @	\$56.06 per =	\$13,625.38	
Fogging					20 86
Insecticide used:					
Duet / Zenivex	0.53/0.00	gals @	200 / 85 per =	\$106.00	
				<b>Total \$29,595.93</b>	
Supervisory					840 8,372
Continuing Education / Training					0 3,378
Overtime: Community Outreach					0 133
Mosquito Control					529 1,107
<u>REPAIR AND MAINTENANCE OF EQUIPMENT</u>					
Vehicles					377 4,427
Spray Equipment					29 702
Buildings and yards					75 1,825
VEHICLE MILEAGE :	<i>September</i>		<i>2018</i>		
	64,779		382,673		9,039 70,173

Greater Los Angeles County Vector Control District  
 Mosquito Service Request Report

	JAN	FEB	MAR	APR	MAY	JUN	JUL	AUG	SEP	OCT	NOV	DEC
<b>2004</b>	26	18	74	199	173	252	485	829	432	87	94	25
<b>2015</b>	135	160	203	220	124	111	168	178	209	226	520	41
<b>2016</b>	50	180	213	429	234	250	281	386	397	356	245	63
<b>2017</b>	100	145	453	295	178	282	405	738	993	941	333	102
<b>2018</b>	48	88	49	318	203	400	486	1383	1585			



BREAKDOWN OF MONTHLY SERVICE REQUESTS  
AND REQUEST FOR MOSQUITOFISH

	Mosquitoes	Midges	Swimming Pools	Fish Ponds	Other	Black Flies	Yellow Jackets	Total Service Request	Mosquitofish Requests	Number of Mosquitofish
ARTESIA	5							5		0
BELL	6							6		0
BELFLOWER	22		4	1				22	1	10
BELL GARDENS	2							2		0
BURBANK	50	1	1	1				51	1	10
CARSON	14		1					14		0
CERRITOS	86	1	2	5				87	4	40
COMMERCE	3							3		0
CUDAHY								0		0
DIAMOND BAR	10		2	3				10	2	20
DOWNEY	63		5	1				63	1	10
GARDENA	8		1	1				8	1	10
GLENDALE	75		2	3				75	3	30
HAWAIIAN GARDENS	2							2		0
HUNTINGTON PARK	7			1				7		0
LA CANADA FLINTRIDGE	9	1	2					10		0
LA HABRA HEIGHTS	4							4		0
LA MIRADA	60		6	2				60	1	10
LAKELAND	75		4	5				75	4	40
LONG BEACH	61	2	5					63		0
LOS ANGELES CITY	677		54	49				677	32	320
LOS ANGELES COUNTY	97		13	2				97	2	20
LYNWOOD	3							3		0
MAYWOOD		1						1		0
MONTEBELLO	19		1	1				19		0
NORWALK	20		1	1				20	1	10
PARAMOUNT	9							9		0
PICO RIVERA	16		2	1				16	1	10
SAN FERNANDO	7		2					7		0
SAN MARINO	33		2	4				33	3	30
SANTA CLARITA	10		2	1				10	1	10
SANTA FE SPRINGS	18			1				18		0
SIGNAL HILL	6							6		0
SOUTH EL MONTE	4							4		0
SOUTH GATE	12							12		0
WHITTIER	92		6	5				92	3	30
TOTAL	1585	6	118	88	0	0	0	1591	61	610

	Drains	Ditches (Miles)	Standing Water	Lakes, Marshes (acres)	Swimming Pools	Fish Ponds	Sumps	Containers	Water Troughs	Well Cellars
ARTESIA	2						2			
BELL	8									4
BELLFLOWER	12				3		21			
BELL GARDENS	7						7			
BURBANK	15	0.01			3		2	1		
CARSON	43	0.04			1		7			
CERRITOS	77	0.01	0.03		2	2	12	12		2
COMMERCE	61						23			
CUDAHY	21						2			
DIAMOND BAR	20	0.02				2	2			2
DOWNEY	81	0.01			7	2	21			
GARDENA	51	0.01				1	1			
GLENDALE	33				7	3	6			
HAWAIIAN GARDENS	8		0.01				6			
HUNTINGTON PARK	37						8			7
LA CANADA FLINTRIDGE	9				8	2	1			
LA HABRA HEIGHTS	1	0.01					2			0
LA MIRADA	14	0.12			1	4				
LAKELWOOD	52		0.02		4	9	25			
LONG BEACH	69	0.02	0.01	0.51	4		31	37		2
LOS ANGELES CITY	565	0.05	1.58		79	47	140	21	12	12
LOS ANGELES COUNTY	122	0.09	0.19		7	9	28	16	2	4
LYNWOOD	25						3			4
MAYWOOD	22						2			
MONTEBELLO	46	0.01	0.01		1		4	3		1
NORWALK	21	0.01			2	1	4			
PARAMOUNT	36						47			6
PICO RIVERA	21				2	2	11		4	
SAN FERNANDO	4		0.01							
SAN MARINO	8	0.01				1		1		
SANTA CLARITA	84	0.12	0.24		9	2	18			14
SANTA FE SPRINGS	38	0.01					6			
SIGNAL HILL	81					3	24			1
SOUTH EL MONTE	53	0.01					23			
SOUTH GATE	30		0.04				12			
WHITTIER	71	0.1			6	1	5		2	
Total	1848	0.66	2.14	0.51	146	91	506	91	20	59



	Channels (miles)	Debris Basins (acres)	Stabilizers	Outfalls	Freeway Drains	Undergrounds (miles)	Gutters	Catch Basins	Total Hrs. of Activity
ARTESIA						2.8	6.39	7	28.85
BELL	1					3.5	3.1		31.42
BELLFLOWER	4.5					5.3	24.17		83.33
BELL GARDENS	1.04				0.01	3.4	11.65		25.33
BURBANK	0.7					23.2	0.82		118.53
CARSON	6.04	0.01			0.01	11.6	50.39	2	126.18
CERRITOS	2.04	0.01			0.34	12.1	83.99	22	222.97
COMMERCE						8.4	0.95	6	37.48
CUDAHY						0.9	3.09	4	10.02
DIAMOND BAR	5.1					1.7	0.62	8	46.26
DOWNEY	0.33				0.03	12	31.53	2	172.38
GARDENA	1.01					7.4	9.89		53.86
GLENDALE	0.6	0.47	0.04			26.2	3.37		167.13
HAWAIIAN GARDENS	5.5				0.03	1.6	9.37	2	23.14
HUNTINGTON PARK						5.1	3.09		30.82
LA CANADA FLINTRIDGE	0.35					0.5	0.41		20.22
LA HABRA HEIGHTS									10.07
LA MIRADA	8.19					3.3	14.6	6	131.76
LAKEWOOD	13.42					11.9	132.18	54	262.3
LONG BEACH	14.21				0.02	4.3	124.86	49	248.72
LOS ANGELES CITY	28.53	0.55		14		198.2	197.5	140	2108.82
LOS ANGELES COUNTY	16.93	0.18		3	0.05	21.6	4.33	62	306.28
LYNWOOD					0.03	6.7	13.39		46.23
MAYWOOD						1.9	3.09		13.66
MONTEBELLO	0.58					9.5	1.9		64.2
NORWALK	1				0.02	5.7	41.66	2	80.47
PARAMOUNT					0.01	6.2	14.83	2	55.46
PICO RIVERA	0.58	0.01				9.6	35.84	10	80.03
SAN FERNANDO							0.41	1	24.66
SAN MARINO							3.09	2	38.4
SANTA CLARITA	9.17	0.3		6	0.01	19.4	48.36	128	248.36
SANTA FE SPRINGS	7					8.5	22.08	1	85.65
SIGNAL HILL						2		2	17.48
SOUTH EL MONTE	2.3					6.1	3.09		39.57
SOUTH GATE	1				0.05	6.9	13.39		60.96
WHITTIER	1.32				0.03	6.1	20.6	13	176.06
Total	132.44	1.53	0.04	23.00	0.64	453.60	938.03	525	5297.06

**GREATER LOS ANGELES COUNTY VECTOR CONTROL DISTRICT**



**COMMUNITY AFFAIRS PROGRAM**

September 2018

*Kelly Middleton, Director of Community Affairs*  
*Vacant, Public Information Officer*  
*Heather Hyland, Education Program Coordinator*  
*Gabriel Urreola, Education Program Coordinator*  
*Helen Kuan, Outreach Assistant*

**Departmental Activities**

***Administrative***

- We are thrilled to welcome Gabriel Urreola, our new Education Program Coordinator to the GLA family! A recent UCLA grad, Gabriel brings with him a strong science background, experience mentoring and teaching youth, and enthusiasm for working with students. We’re working to get him spooled up on all things vector and out to schools as soon as possible.
- Conducted first round interviews for the PIO position, second round scheduled for October 4<sup>th</sup>.

***Programmatic***

- Ongoing work with LA County DPH and various cities to schedule 2018 Champion for WNV Prevention programs and outreach events targeting top five WNV risk cities (and others)
- Partnering with Kroger & Associates, Los Angeles Emergency Preparedness Foundation, & IT Crisis Services, Inc., to develop faith-based outreach to motivate repellent use – partnership with Assembly of God meeting scheduled for November 15, 2018
- Resent Maintenance Guidelines for a Mosquito-Free School recommendations to all school districts in service area in response to increased calls from school administrators and parents.
- Translated Spanish version of Maintenance Guidelines for a Mosquito-Free Schools for LAUSD.

***Meetings & Training***

- 9/5 – EPC 2<sup>nd</sup> Round Interviews
- 9/6 – Henan, China Department of Health presentation and tour
- 9/10-11 – PIO 1<sup>st</sup> Round Interviews
- 9/13 – Staff Meeting
- 9/18 – iHeart Media teleconference

**Community Outreach Activities**

<b>Date</b>	<b>Event</b>	<b>City</b>	<b># Reached</b>	<b>Materials Distributed</b>
9/6	Public Safety Committee Presentation	Panorama City	27	Brochures, Giveaways
9/12	Senior Health Fair	La Mirada	108	Brochures, Giveaways
9/12	Adobe Community Presentation	Reseda	12	Brochures, Giveaways
9/13	So Cal Gas Field Safety Presentation (Wes Collins)	Newhall	32	Brochures, Giveaways

## STAFF REPORT C

9/15	Avocado Festival	La Habra Heights	250	Brochures, Giveaways
9/17	Alicia Broadous-Duncan Senior Center	Pacoima	180	Literature and Repellent Donation
9/19	Neighborhood Watch Presentation	Artesia	32	Brochures, Giveaways
9/22	Back to School Health Fair	Los Angeles, City Terrace	170	Brochures, Giveaways
9/29	Valley Disaster Preparedness	Northridge	1,700	Brochures, Giveaways

### Educational Outreach

<u>Date</u>	<u>School/Event</u>	<u>City</u>	<u>Students</u>
09/06-07/18	IVY Academia School	West Hills	400
09/11-12/18	ACE charter School	Los Angeles	125
09/13-14	La Colima	Whittier	116
09/19/18	Los Angeles County FairKids	Pomona	3,762
09/25-26/18	Birney Tech Academy	Pico Rivera	102
09/28/18	Joran Elementary	Whittier	61
<b>Total</b>			<b>4,566</b>

The SWAT Lab is back on the road now that schools are back in session. The new program has gathered the attention of cities in and out of our district. The District has received numerous requests for parades, special events and even Halloween carnivals for both the SWAT Lab and our costume character, *Velma the Vector!*

Heather is very excited to welcome Gabriel to the SWAT Team, and they are already in the midst of creating new ideas for the program including a virtual classroom, escape room kits, and tablet apps.

This month, the EPCs also had the opportunity to partner with San Gabriel and West Valley Mosquito & Vector Control Districts at the L.A. County Fair. San Gabriel Valley MVCD provided a huge mosquito inflatable which attracted students to experience the “world’s most dangerous animal.” Visitors gained an awareness and understanding of mosquito prevention, and each group was quizzed at the end of the activity. Students won GIANTmicrobes plush viruses, pencils, and stickers for correctly answering a few questions. It was a successful and very well attended 3-day event (3 hours per day), directly reaching 3,762 students from across the southland... that’s more than 400 students PER HOUR!

### Media Coverage/Publications

#### *Press Releases/Media Alerts*

- 9/27: West Nile Virus & Invasive *Aedes* Update – Mosquito activity Levels Still High

## STAFF REPORT C

### Media Activity

Date	Media Type	Media Name	Activity
9/1	Online	<i>VC Star</i>	Invasive mosquitoes are spreading across Southern California
9/1	Online & Print	<i>LA Times</i>	Invasive mosquitoes are spreading across Los Angeles County. Have you been bitten?
9/14	Online	<i>Signal Tribune</i>	A mosquito invasion
9/17	Online & Print	<i>LA Times</i>	It's been an especially bad summer for mosquitoes. These fish can help
9/28	Online & Print	<i>LA Daily News</i>	Mosquito activity uptick in Los Angeles County increases risk of West Nile and other viral infections
9/17	Online	<i>The Signal</i>	Mischievous monstrous malicious mosquitoes
9/19	Online & Print	<i>Orange County Breeze</i>	LA County Department of Public Health issues mosquito warning

Total Coverage:

Fiscal Year-to-Date: 52

Paid Media	Reach	Cost
PRINT: LA Times Hoy & LA Times En Espanol (8/25-9/26)	7,280,000	
DIGITAL: LA Times Hoy & LA Times En Espanol - (8/17-10/31)	600,000	
<b>Total</b>	<b>7,880,000</b>	<b>\$15,000</b>

### Digital Outreach

#### Website/Social Media Maintenance

- Posted regular updates to District's social media site

Outreach Medium	Number of Subscribers	Reach
Email List	2,016	Same as subscribers
Facebook	3,841	1,300
Twitter	1,014	9,655
Instagram	155	N/A
Google Adwords	N/A	N/A
Nextdoor	398,514	84,977

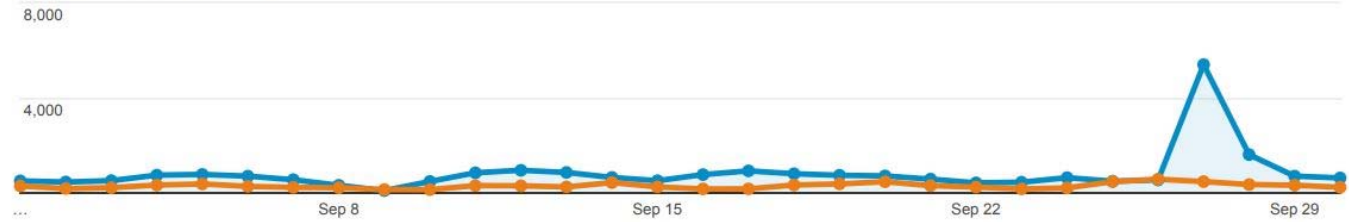
## GLACVCD Website



Sep 1, 2018 - Sep 30, 2018  
Compare to: Sep 1, 2017 - Sep 30, 2017

### Overview

Sep 1, 2018 - Sep 30, 2018: ● Users  
Sep 1, 2017 - Sep 30, 2017: ● Users



## Summary

In the period from September 1<sup>st</sup> through September 30<sup>th</sup>, 2018, the District website ([www.glacvcd.org](http://www.glacvcd.org)) had 23,184 visits compared 8,543 visitors from the following year.

**GREATER LOS ANGELES COUNTY VECTOR  
CONTROL DISTRICT**



**FISCAL REPORT  
September 2018**

*Carolyn M. Weeks, CPA, Director of Fiscal Operations  
Alhaji Kamara, Accounting Clerk*

- Complete the changing of vehicle titles to the current District's name
- Working on selling vehicles and miscellaneous equipment
- Working on reorganizing all the files in storage in compliance with CalPERS having no statute of limitations on payroll issues
- Attending upcoming accounting conference in October and November for continuing education units
- Alhaji Kamara attending the CalPERS conference in Indian Wells
- Working on changing the deed to reflect the current District's name
- Start compiling the worksheets for the upcoming fiscal budget year



## **STAFF REPORT D**

### **Breakdown on Financial Statement Categories**

Regular & Limited Term Salaries – Salaries, Overtime and Payout on Accruals

Employee Taxes – Employer’s cost of employment taxes

Extra Help Salaries – seasonal staff’s salaries

General Benefits - CalPERS retirement and 401(a) funding

Health Benefits – Medical, Dental, Vision and Retirees Medical Premiums

Chemicals – pesticides

Operational Support Equipment – portable spray equipment, support equipment and miscellaneous parts and supplies

Uniforms and Accessories – boots, gloves, coveralls, uniform cleaning, caps, accessories, work apparel, logo patches, shields, staff year pins, and protective safety equipment

Communications – wireless telephone, GPS tracking, two way radios, website services, telephone land lines and internet connection

Kitchen Materials and Supplies – kitchen supplies and miscellaneous expense

VCJPA Insurance – Workers’ Compensation, Liability, Automobile, Group Property, Group Fidelity, Travel, General Fund and Employee Assistance

Maintenance Automotive – Electrical parts, vehicle registration, brake and suspension, tire, wheels and alignment, cooling system parts and service, body repair, fabrication supplies, hazardous waste, engine and transmission, smog

## **STAFF REPORT D**

checks, first aid, trans, chassis and drive trans, engine, and miscellaneous parts and service

Office Equipment – Equipment repair, copier expenses, computer supplies, and computer software

Maintenance Buildings/Yards – Towel supply, floor mates, irrigation, landscape maintenance, janitorial maintenance, pond maintenance, interior and exterior supplies, HVAC, fixture and hardware, and security alarm

Scientific-Technical Lab Supplies – Mosquito fish and supplies, reference materials, lab supplies and equipment, field supplies and equipment and shipping and testing

Memberships – all memberships

Office Expense – Bank and finance fees, postage expenses, office supplies, printing and stationery, payroll processing fees, pre and post employment services, tuition reimbursement and safety/management training

Professional Services – computer consultant, professional/temp services, lawsuit settlements, legal services, NPDES monitoring, CEQA fees, advertising and audit contract

Public Information and Education – public info video, supplies and equipment, information materials, photography expenses, educational material and supplies, promotional and educational, public exhibit, media monitoring and mobile education unit

Special Expense – Property tax administration, LA County Property Tax, meeting/supplies, board of trustee stipends, and board meeting expenses

Transportation and Travel – Permits and fees, certification renewals, continuing education and seminars and manager's auto allowance

Fuel – Fleet fuel

Utilities – utilities, water, and waste disposal

SUMMARY OF CASH ACCOUNTS  
September, Fiscal Year 2018-2019  
Carolyn Weeks CPA, Director of Fiscal Operations

	JUL	AUG	SEP	OCT	NOV	DEC	JAN	FEB	MAR	APR	MAY	JUN
<b>COUNTY TREASURY -1010.0</b>												
Fund Balance - 6/30/18 \$1,533,493.00												
Deposits/Revenues	216,541	146,664	1,375	-	-	-	-	-	-	-	-	-
YTD	216,541	363,205	364,580	364,580	364,580	364,580	364,580	364,580	364,580	364,580	364,580	364,580
Transfer to LAIF 1020.0	1,480,000	-	-	-	-	-	-	-	-	-	-	-
YTD	1,480,000	1,480,000	1,480,000	1,480,000	1,480,000	1,480,000	1,480,000	1,480,000	1,480,000	1,480,000	1,480,000	1,480,000
<b>Fund Balance</b>	<b>\$ 270,034</b>	<b>\$ 416,598</b>	<b>\$ 418,073</b>	<b>\$ 418,073</b>	<b>\$ 418,073</b>	<b>\$ 418,073</b>	<b>\$ 418,073</b>	<b>\$ 418,073</b>	<b>\$ 418,073</b>	<b>\$ 418,073</b>	<b>\$ 418,073</b>	<b>\$ 418,073</b>
<b>LAIF ACCOUNT - 1020.0</b>												
Fund Balance - 6/30/18 \$3,894,467.00												
sits (Transfer from County Treasury 1010 or Reserve accounts)	1,480,000	-	-	-	-	-	-	-	-	-	-	-
Interest Earned	-	-	-	-	-	-	-	-	-	-	-	-
YTD	1,480,000	1,480,000	1,480,000	1,480,000	1,480,000	1,480,000	1,480,000	1,480,000	1,480,000	1,480,000	1,480,000	1,480,000
Withdrawals (Transfer to BPB Payable 1016)	-	-	-	-	-	-	-	-	-	-	-	-
YTD	-	-	-	-	-	-	-	-	-	-	-	-
Withdrawals (Transfer to BPB Payable 1018)	1,200,000	600,000	900,000	-	-	-	-	-	-	-	-	-
YTD	1,200,000	2,900,000	3,800,000	3,800,000	3,800,000	3,800,000	3,800,000	3,800,000	3,800,000	3,800,000	3,800,000	3,800,000
<b>Fund Balance</b>	<b>\$ 4,174,467</b>	<b>\$ 2,474,467</b>	<b>\$ 1,574,467</b>	<b>\$ 1,574,467</b>	<b>\$ 1,574,467</b>	<b>\$ 1,574,467</b>	<b>\$ 1,574,467</b>	<b>\$ 1,574,467</b>	<b>\$ 1,574,467</b>	<b>\$ 1,574,467</b>	<b>\$ 1,574,467</b>	<b>\$ 1,574,467</b>
<b>AB ACCOUNTS PAYABLE 1016.0</b>												
Fund Balance - 6/30/18 \$209,292.14												
Deposits (Transfer from LAIF 1020)	-	1,100,000	-	-	-	-	-	-	-	-	-	-
YTD	-	1,100,000	-	-	-	-	-	-	-	-	-	-
Deposits (Transfer from BPB Payroll 1018)	225,000	300,000	130,000	-	-	-	-	-	-	-	-	-
YTD	225,000	62,165	1,817,165	1,817,165	1,817,165	1,817,165	1,817,165	1,817,165	1,817,165	1,817,165	1,817,165	1,817,165
Misc. Receipts	-	-	-	-	-	-	-	-	-	-	-	-
YTD	-	-	-	-	-	-	-	-	-	-	-	-
Withdrawals (Transfers to BPB Payroll 1018)	-	375,000	13,000	-	-	-	-	-	-	-	-	-
YTD	-	1,027,099	222,291	1,938,464	1,938,464	1,938,464	1,938,464	1,938,464	1,938,464	1,938,464	1,938,464	1,938,464
Withdrawals for Payables	301,074	1,703,173	1,938,464	1,938,464	1,938,464	1,938,464	1,938,464	1,938,464	1,938,464	1,938,464	1,938,464	1,938,464
YTD	301,074	1,703,173	1,938,464	1,938,464	1,938,464	1,938,464	1,938,464	1,938,464	1,938,464	1,938,464	1,938,464	1,938,464
<b>Account Balance</b>	<b>\$ 133,218</b>	<b>\$ 131,119</b>	<b>\$ 87,994</b>	<b>\$ 87,994</b>	<b>\$ 87,994</b>	<b>\$ 87,994</b>	<b>\$ 87,994</b>	<b>\$ 87,994</b>	<b>\$ 87,994</b>	<b>\$ 87,994</b>	<b>\$ 87,994</b>	<b>\$ 87,994</b>
<b>AB PAYROLL ACCOUNT 1018.0</b>												
Fund Balance - 6/30/18 \$38,815.00												
Deposits (Transfer from LAIF 1020)	1,200,000	600,000	900,000	-	-	-	-	-	-	-	-	-
YTD	1,200,000	375,000	13,000	-	-	-	-	-	-	-	-	-
Deposits (Transfer from BPB Payable 1016)	1,200,000	2,175,000	3,088,000	3,088,000	3,088,000	3,088,000	3,088,000	3,088,000	3,088,000	3,088,000	3,088,000	3,088,000
YTD	931,165	662,198	671,880	-	-	-	-	-	-	-	-	-
Withdrawals for Payroll	225,000	300,000	130,000	-	-	-	-	-	-	-	-	-
YTD	1,156,165	2,118,363	2,920,243	2,920,243	2,920,243	2,920,243	2,920,243	2,920,243	2,920,243	2,920,243	2,920,243	2,920,243
<b>Account Balance</b>	<b>\$ 82,650</b>	<b>\$ 95,452</b>	<b>\$ 206,573</b>	<b>\$ 206,573</b>	<b>\$ 206,573</b>	<b>\$ 206,573</b>	<b>\$ 206,573</b>	<b>\$ 206,573</b>	<b>\$ 206,573</b>	<b>\$ 206,573</b>	<b>\$ 206,573</b>	<b>\$ 206,573</b>

SUMMARY OF CASH ACCOUNTS  
September, Fiscal Year 2018-2019  
Carolyn Weeks CPA, Director of Fiscal Operations

	JUL	AUG	SEP	OCT	NOV	DEC	JAN	FEB	MAR	APR	MAY	JUN
<b>CalTRUST Account Cash Flow - 1019.0</b>												
Fund Balance - 6/30/18	\$1,514,048	\$1,516,367	\$1,518,711	\$1,518,711	\$1,518,711	\$1,518,711	\$1,518,711	\$1,518,711	\$1,518,711	\$1,518,711	\$1,518,711	\$1,518,711
Deposits	-	2,320	-	-	-	-	-	-	-	-	-	-
Interest Earned	-	2,320	2,344	-	-	-	-	-	-	-	-	-
YTD	-	2,320	4,663	4,663	4,663	4,663	4,663	4,663	4,663	4,663	4,663	4,663
Withdrawals	-	-	-	-	-	-	-	-	-	-	-	-
Administrative Expenses	-	-	-	-	-	-	-	-	-	-	-	-
YTD	-	-	-	-	-	-	-	-	-	-	-	-
<b>Fund Balance</b>	<b>\$1,514,048</b>	<b>\$1,516,367</b>	<b>\$1,518,711</b>	<b>\$1,518,711</b>	<b>\$1,518,711</b>	<b>\$1,518,711</b>	<b>\$1,518,711</b>	<b>\$1,518,711</b>	<b>\$1,518,711</b>	<b>\$1,518,711</b>	<b>\$1,518,711</b>	<b>\$1,518,711</b>
<b>VCJPA TRUST FUND - 1012.0</b>												
Fund Balance - 6/30/18	\$1,013,862	\$1,013,862	\$1,013,862	\$1,013,862	\$1,013,862	\$1,013,862	\$1,013,862	\$1,013,862	\$1,013,862	\$1,013,862	\$1,013,862	\$1,013,862
Deposits	-	-	-	-	-	-	-	-	-	-	-	-
Interest Earned	-	-	-	-	-	-	-	-	-	-	-	-
YTD	-	-	-	-	-	-	-	-	-	-	-	-
Withdrawals	-	-	-	-	-	-	-	-	-	-	-	-
Administrative Expenses	-	-	-	-	-	-	-	-	-	-	-	-
YTD	-	-	-	-	-	-	-	-	-	-	-	-
<b>Fund Balance</b>	<b>\$1,013,862</b>	<b>\$1,013,862</b>	<b>\$1,013,862</b>	<b>\$1,013,862</b>	<b>\$1,013,862</b>	<b>\$1,013,862</b>	<b>\$1,013,862</b>	<b>\$1,013,862</b>	<b>\$1,013,862</b>	<b>\$1,013,862</b>	<b>\$1,013,862</b>	<b>\$1,013,862</b>
<b>VCJPA PROPERTY - 1013.0</b>												
Fund Balance - 6/30/18	\$51,552	\$51,552	\$51,552	\$51,552	\$51,552	\$51,552	\$51,552	\$51,552	\$51,552	\$51,552	\$51,552	\$51,552
Deposits	-	-	-	-	-	-	-	-	-	-	-	-
Interest Earned	-	-	-	-	-	-	-	-	-	-	-	-
YTD	-	-	-	-	-	-	-	-	-	-	-	-
Withdrawals	-	-	-	-	-	-	-	-	-	-	-	-
Administrative Expenses	-	-	-	-	-	-	-	-	-	-	-	-
YTD	-	-	-	-	-	-	-	-	-	-	-	-
<b>Fund Balance</b>	<b>\$51,552</b>	<b>\$51,552</b>	<b>\$51,552</b>	<b>\$51,552</b>	<b>\$51,552</b>	<b>\$51,552</b>	<b>\$51,552</b>	<b>\$51,552</b>	<b>\$51,552</b>	<b>\$51,552</b>	<b>\$51,552</b>	<b>\$51,552</b>
<b>CalTRUST ACCOUNT EMERGENCY VECTOR CONTROL RESERVES- 1031.0</b>												
Fund Balance - 6/30/18	\$1,201,064	\$1,205,677	\$1,206,164	\$1,206,164	\$1,206,164	\$1,206,164	\$1,206,164	\$1,206,164	\$1,206,164	\$1,206,164	\$1,206,164	\$1,206,164
Deposits (Transfers from 1020.0)	-	-	487	-	-	-	-	-	-	-	-	-
Interest Earned	(1,215)	4,613	487	-	-	-	-	-	-	-	-	-
YTD	(1,215)	3,399	3,886	3,886	3,886	3,886	3,886	3,886	3,886	3,886	3,886	3,886
Withdrawals	-	-	-	-	-	-	-	-	-	-	-	-
YTD	-	-	-	-	-	-	-	-	-	-	-	-
<b>Fund Balance</b>	<b>\$1,201,064</b>	<b>\$1,205,677</b>	<b>\$1,206,164</b>	<b>\$1,206,164</b>	<b>\$1,206,164</b>	<b>\$1,206,164</b>	<b>\$1,206,164</b>	<b>\$1,206,164</b>	<b>\$1,206,164</b>	<b>\$1,206,164</b>	<b>\$1,206,164</b>	<b>\$1,206,164</b>
<b>LAIF ACCOUNT MEU VEHICLE REPLACEMENT - 1023.0</b>												
Fund Balance - 6/30/18	\$0	\$0	\$0	\$0	\$0	\$0	\$0	\$0	\$0	\$0	\$0	\$0
Deposits (Transfers from 1020.0)	-	-	-	-	-	-	-	-	-	-	-	-
Interest Earned	-	-	-	-	-	-	-	-	-	-	-	-
YTD	-	-	-	-	-	-	-	-	-	-	-	-
Withdrawals	-	-	-	-	-	-	-	-	-	-	-	-
YTD	-	-	-	-	-	-	-	-	-	-	-	-
<b>Fund Balance</b>	<b>\$0</b>	<b>\$0</b>	<b>\$0</b>	<b>\$0</b>	<b>\$0</b>	<b>\$0</b>	<b>\$0</b>	<b>\$0</b>	<b>\$0</b>	<b>\$0</b>	<b>\$0</b>	<b>\$0</b>
<b>LAIF ACCOUNT CAPITAL DESIGNATED RESERVES - 1025.0</b>												
Fund Balance - 6/30/18	\$90,630	\$90,630	\$90,630	\$90,630	\$90,630	\$90,630	\$90,630	\$90,630	\$90,630	\$90,630	\$90,630	\$90,630
Deposits (Transfers from 1020.0)	-	-	-	-	-	-	-	-	-	-	-	-
Interest Earned	-	-	-	-	-	-	-	-	-	-	-	-
YTD	-	-	-	-	-	-	-	-	-	-	-	-
Withdrawals	-	-	-	-	-	-	-	-	-	-	-	-
YTD	-	-	-	-	-	-	-	-	-	-	-	-
<b>Fund Balance</b>	<b>\$90,630</b>	<b>\$90,630</b>	<b>\$90,630</b>	<b>\$90,630</b>	<b>\$90,630</b>	<b>\$90,630</b>	<b>\$90,630</b>	<b>\$90,630</b>	<b>\$90,630</b>	<b>\$90,630</b>	<b>\$90,630</b>	<b>\$90,630</b>

SUMMARY OF CASH ACCOUNTS  
September, Fiscal Year 2018-2019  
Carolyn Weeks CPA, Director of Fiscal Operations

	JUL	AUG	SEP	OCT	NOV	DEC	JAN	FEB	MAR	APR	MAY	JUN
<b>CalTRUST ACCOUNT OPERATIONS DESIGNATED RESERVES - 1033.0</b>												
Fund Balance - 6/30/18 \$400,921.00												
Deposits (Transfers from 1020.0)			162									
Interest Earned	(405)	1,538										
YTD	(405)	1,133	1,295		1,295	1,295	1,295	1,295	1,295	1,295	1,295	1,295
Withdrawals												
YTD												
<b>Fund Balance \$ 400,516 \$ 402,054 \$ 402,216 \$ 402,216 \$ 402,216 \$ 402,216 \$ 402,216 \$ 402,216 \$ 402,216 \$ 402,216 \$ 402,216 \$ 402,216</b>												
<b>LAIF ACCOUNT OPEB DESIGNATED RESERVES - 1027.0</b>												
Fund Balance - 6/30/18 \$100,696.00												
Deposits (Transfers from 1020.0)												
Interest Earned												
YTD												
Withdrawals												
YTD												
<b>Fund Balance \$ 100,696 \$ 100,696 \$ 100,696 \$ 100,696 \$ 100,696 \$ 100,696 \$ 100,696 \$ 100,696 \$ 100,696 \$ 100,696 \$ 100,696</b>												
<b>LAIF ACCOUNT COMPENSATED ABSENCES RESERVE - 1029.0</b>												
Fund Balance - 6/30/17 \$20,000.00												
Deposits (Transfers from 1020.0)												
Interest Earned												
YTD												
Withdrawals												
YTD												
<b>Fund Balance \$ 20,000 \$ 20,000 \$ 20,000 \$ 20,000 \$ 20,000 \$ 20,000 \$ 20,000 \$ 20,000 \$ 20,000 \$ 20,000 \$ 20,000</b>												
<b>CalTRUST ACCOUNT CAPITAL RESERVES - 1032.0</b>												
Fund Balance - 6/30/18 \$360,859,000.00												
Deposits (Transfers from 1020.0)			146									
Interest Earned	(364)	1,384										
YTD	(364)	1,020	1,166	1,166	1,166	1,166	1,166	1,166	1,166	1,166	1,166	1,166
Withdrawals												
YTD												
<b>Fund Balance \$ 360,495 \$ 361,879 \$ 362,025 \$ 362,025 \$ 362,025 \$ 362,025 \$ 362,025 \$ 362,025 \$ 362,025 \$ 362,025 \$ 362,025</b>												
<b>CalTRUST ACCOUNT VEHICLE REPLACEMENT - 1034.0</b>												
Fund Balance - 6/30/18 \$200,460.00												
Deposits (Transfers from 1020.0)												
Interest Earned	(202)	769	81									
YTD	(202)	567	648	648	648	648	648	648	648	648	648	648
Withdrawals												
YTD												
<b>Fund Balance \$ 200,258 \$ 201,027 \$ 201,108 \$ 201,108 \$ 201,108 \$ 201,108 \$ 201,108 \$ 201,108 \$ 201,108 \$ 201,108 \$ 201,108</b>												
<b>CASH BALANCE \$ 9,613,489 \$ 8,081,480 \$ 7,254,070 \$ 7,254,070 \$ 7,254,070 \$ 7,254,070 \$ 7,254,070 \$ 7,254,070 \$ 7,254,070 \$ 7,254,070 \$ 7,254,070</b>												

This above information is provided in compliance with the District's Investment Policy.

**MONTHLY EXPENSE STATEMENT**  
**September, Fiscal Year 2018-2019**  
**Carolyn M. Weeks CPA, Director of Fiscal Operations**

ACCOUNT	ACTUAL MONTHLY EXPENSE (\$)	BUDGETED MONTHLY EXPENSE (\$)	MONTHLY VARIANCE (\$)	YTD ACTUAL EXPENSE (\$)	YTD BUDGETED EXPENSE (\$)	YTD VARIANCE (\$)
<b><u>Salaries and Benefits</u></b>						
Regular & Limited Term Salaries	\$ 482,642	\$ 577,668	\$ 95,026	\$ 1,446,211	\$ 1,733,004	\$ 286,792
Employee Taxes	14,148	23,869	9,721	48,366	75,914	27,547
Extra Help Salaries	94,268	96,233	1,965	248,559	288,700	40,141
General Benefits	83,238	93,306	10,068	620,985	661,504	40,519
Health Benefits	110,846	174,207	63,361	356,141	522,622	166,481
<b>SUBTOTAL</b>	<b>\$ 785,142</b>	<b>\$ 965,283</b>	<b>\$ 180,141</b>	<b>\$ 2,720,262</b>	<b>\$ 3,281,743</b>	<b>\$ 561,481</b>
<b><u>Services and Supplies</u></b>						
Chemicals	\$ (420)	\$ 55,000	\$ 55,420	\$ 18,897	\$ 87,250	\$ 68,353
Operational Support Equipment	-	2,850	2,850	4,257	8,775	4,518
Uniforms and Accessories	735	7,275	6,540	5,791	28,830	23,039
Communications	-	22,795	22,795	10,130	46,160	36,029
Kitchen Materials and Supplies	-	121	121	586	363	(224)
VCJPA Insurance	-	-	-	511,384	590,473	79,089
Maintenance: Automotive	1,783	13,825	12,042	22,421	32,430	10,009
Office Equipment	2,774	6,383	3,610	11,470	18,175	6,705
Maintenance: Bldgs/Yards	4,292	12,556	8,264	20,687	35,868	15,180
Scientific-Technical Lab Supplies	32	11,750	11,718	11,183	27,850	16,667
Memberships	-	-	-	6,875	16,000	9,125
Office Expense	2,632	14,171	11,538	12,811	38,338	25,527
Professional Services	10,983	29,250	18,267	47,106	74,300	27,194
Public Information & Education	-	4,450	4,450	7,787	16,600	8,813
Special Expense	2,126	5,392	3,266	29,101	40,875	11,774
Transportation & Travel	(60)	5,394	5,454	12,117	24,564	12,447
Fuel	20	23,517	23,496	39,178	74,800	35,622
Utilities	7,924	11,717	3,793	27,179	34,250	7,071
<b>SUBTOTAL</b>	<b>\$ 32,821</b>	<b>\$ 226,445</b>	<b>\$ 193,623</b>	<b>\$ 798,961</b>	<b>\$ 1,195,899</b>	<b>\$ 396,938</b>
<b><u>Fixed Assets</u></b>						
Automotive/Specialty Vehicles	\$ -	105,000	\$ 105,000	\$ 160,525	488,000	\$ 327,475
Machinery & Equipment	-	-	-	1,977	-	(1,977)
Spray Equipment	-	-	-	-	-	-
Computer Equipment	6,154	3,200	(2,954)	9,497	8,200	(1,297)
Laboratory Equipment	-	-	-	-	-	-
Public Information/Ed. Equipment	-	-	-	-	-	-
Furniture & Fixtures	-	-	-	-	9,000	9,000
Capital Improvements	-	58,500	58,500	-	58,500	58,500
<b>SUBTOTAL</b>	<b>\$ 6,154</b>	<b>\$ 166,700</b>	<b>\$ 160,546</b>	<b>\$ 171,999</b>	<b>\$ 563,700</b>	<b>\$ 391,701</b>
<b><u>Reserves</u></b>						
Capital Reserve Fund	\$ -	\$ -	\$ -	\$ -	\$ -	\$ -
MEU (Vecmobile) Replacement Res	-	-	-	-	-	-
<b>SUBTOTAL</b>	<b>\$ -</b>	<b>\$ -</b>	<b>\$ -</b>	<b>\$ -</b>	<b>\$ -</b>	<b>\$ -</b>
<b>TOTAL EXPENDITURES</b>	<b>\$ 824,118</b>	<b>\$ 1,358,428</b>	<b>\$ 534,310</b>	<b>\$ 3,691,222</b>	<b>\$ 5,041,342</b>	<b>\$ 1,350,120</b>



Greater Los Angeles County Vector Control District  
 Revenue Reported on a Cash Basis  
 Fiscal Year 2018 - 2019

	2019														
	JUL	AUG	SEP	OCT	NOV	DEC	JAN	FEB	MAR	APR	MAY	JUN	TOTAL	BUDGET	VARIANCE
<b>COUNTY TREASURY -1010.0</b>	2018														
<b>Deposits/Revenues</b>															
111 Taxes Receivable- Current Secured															
112 Taxes Receivable - Current Unsecured															
80A Prop Taxes - Current- Sec	214,499												214,499	1,690,000	(1,475,501)
8006ABx1 26 Property Tax Revenue		37,967											37,967	1,600	36,367
80 B Prop Taxes-Current-Unsecured	(1,319)	12,098											10,778	(7,800)	18,578
80C Prop Taxes - Prior-Secure		4,073											4,073	600	3,473
80D Prop Taxes-Prior- Unsecured	3,218	2,977											6,195	25,000	(18,805)
80F Supplemental Prop Taxes Current		34											34	4,000	(3,966)
80G Supplemental Prop Taxes Prior														4,000	(3,966)
81C Other Taxes														1,500	(1,500)
84D Pen Int & Costs Del Taxes Secure	(5)	9,394											9,390	73,000	(63,610)
86 Revenue - Use of Money & Prop		2,548											2,548	15,000	(12,452)
88 Intergymtl Revenue - State														6,300	(6,300)
91 Intergymtl Revenue - Other	148	197											345	4,000	(3,655)
92 Charges For Services	-	77,375	1,375										78,750	14,514,354	(14,435,604)
<b>* Total Revenues</b>	<b>216,541</b>	<b>146,664</b>	<b>1,375</b>										<b>364,580</b>	<b>16,327,554</b>	<b>(15,962,974)</b>
<b>^ Miscellaneous Income</b>	(2,186)	10,624	60,120										<b>68,558</b>	<b>119,800</b>	<b>(51,242)</b>
<b>Grand Total Revenue</b>	<b>214,354</b>	<b>157,288</b>	<b>61,495</b>										<b>433,137</b>	<b>16,447,354</b>	<b>(16,014,217)</b>

	Calendar Year 2,018				Calendar Year 2,019			
	Interest received on LAIF account		Rebate earned on US Bank Visa		Interest received on LAIF account		Rebate earned on US Bank Visa	
	1st quarter	2nd quarter	3rd quarter	4th quarter	1st quarter	2nd quarter	3rd quarter	4th quarter
ELC County Grant	45,910				2,162	5,121	2,870	
<b>Total</b>	<b>45,910</b>	<b>16,005</b>	<b>16,005</b>	<b>10,153</b>	<b>16,005</b>	<b>10,153</b>	<b>10,153</b>	<b>16,005</b>
<b>Sale of Vehicles</b>	<b>Interest received on VC/JPA accounts</b>							
2003 Chevrolet S 10	2,075							
1999 Ford Ranger	2,385							
Wolverine	5,200							
1994 GMC Sierra	1,680							
<b>Total</b>	<b>11,340</b>	<b>6,053</b>	<b>6,053</b>	<b>11,340</b>	<b>11,340</b>	<b>11,340</b>	<b>11,340</b>	<b>11,340</b>

\* The County report for the month of September has not been received at the time this report was being compiled.  
 ^ Miscellaneous income is composed of LAIF interest, proceeds from the sale of assets, contract proceeds, rebates, grants and any other income that is not listed above.

GREATER LOS ANGELES VECTOR CONTROL DISTRICT

Chart of Financial Activity: FY 2019

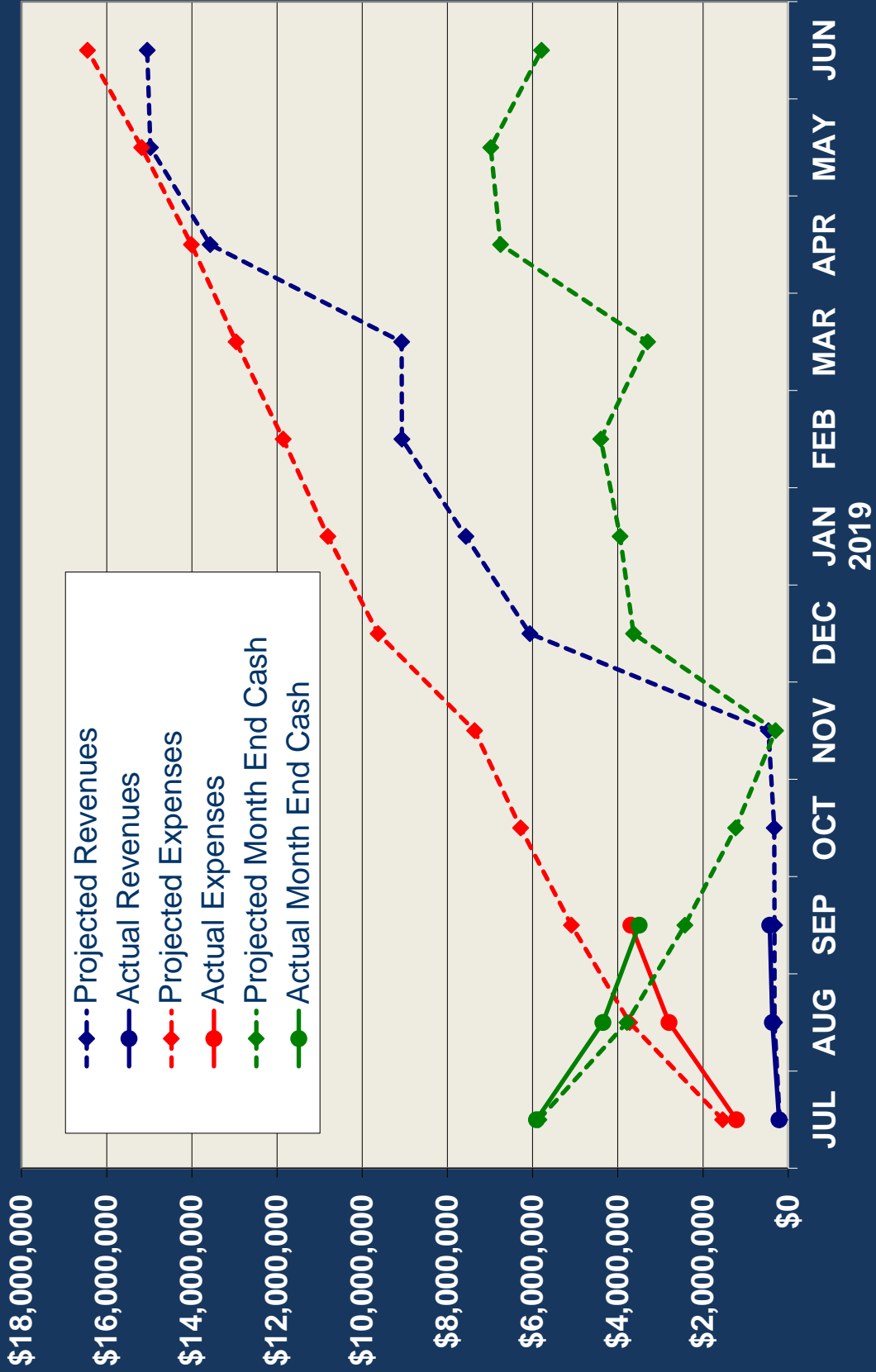
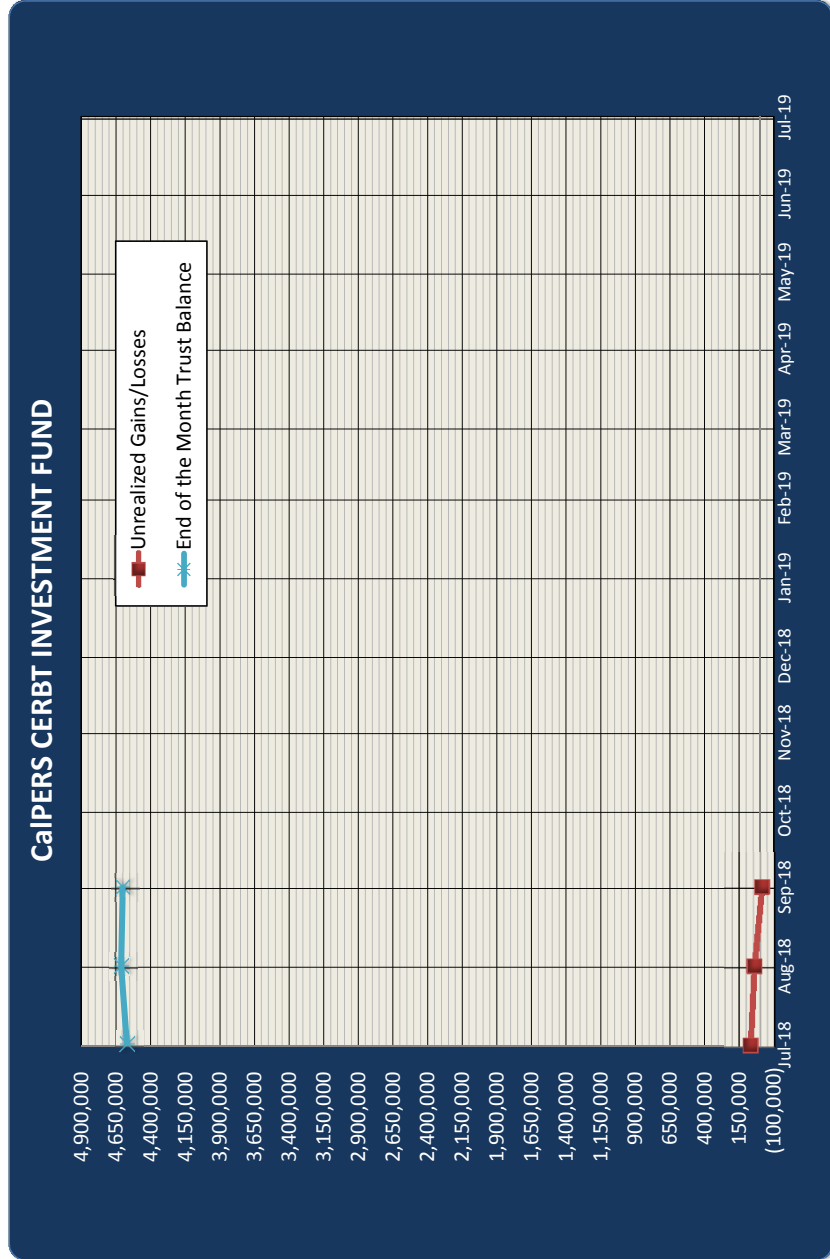


TABLE FOR CHART JULY 2018 - JUNE 2019

Month	Projected Revenues	Actual Revenues	Projected Expenses	Actual Expenses	Projected Month End Cash	Actual Month End Cash
JUL	200,000	214,354	1,538,842	1,217,881	5,851,158	5,908,515
AUG	320,000	371,866	3,721,975	2,799,746	3,788,025	4,350,834
SEP	323,000	433,137	5,086,634	3,691,222	2,426,366	3,501,251
OCT	326,000	0	6,282,244	0	1,233,756	0
NOV	466,000	0	7,360,848	0	295,152	0
DEC	6,066,000	0	9,624,322	0	3,631,678	0
JAN 2019	7,566,000	0	10,810,006	0	3,945,994	0
FEB	9,066,000	0	11,858,344	0	4,397,656	0
MAR	9,072,700	0	12,959,030	0	3,303,670	0
APR	13,572,700	0	14,007,958	0	6,754,742	0
MAY	14,972,700	0	15,179,454	0	6,983,246	0
JUN	15,047,700	0	16,447,354	0	5,790,346	0

SUMMARY of CalPERS CERBT INVESTMENT FUND  
 September, Fiscal Year 2018-2019  
 Carolyn Weeks, CPA, Director of Fiscal Operations

	JUL	AUG	SEP	OCT	NOV	DEC	JAN	FEB	MAR	APR	MAY	JUN
<b>CalPERS CERBT Plan for Pre-Funding OPEB</b>												
Fund Balance - 6/30/17 \$3,901,473.00												
<b>Deposits</b>												
YTD Deposits	600,000	600,000	600,000	600,000	600,000	600,000	600,000	600,000	600,000	600,000	600,000	600,000
<b>Unrealized Gains/Losses</b>												
YTD Unrealized Gains/Losses	69,526	42,614	(11,909)	-	-	-	-	-	-	-	-	-
<b>Administrative Fees</b>												
YTD Administrative Fees	325	330	288	-	-	-	-	-	-	-	-	-
<b>Fund Balance</b>	<b>\$ 4,570,674</b>	<b>\$ 4,612,958</b>	<b>\$ 4,600,761</b>	<b>\$ 4,600,761</b>	<b>\$ 4,600,761</b>	<b>\$ 4,600,761</b>	<b>\$ 4,600,761</b>	<b>\$ 4,600,761</b>	<b>\$ 4,600,761</b>	<b>\$ 4,600,761</b>	<b>\$ 4,600,761</b>	<b>\$ 4,600,761</b>





**GREATER LOS ANGELES COUNTY VECTOR CONTROL DISTRICT  
HUMAN RESOURCES DEPARTMENT REPORT  
SEPTEMBER 2018**

*Rakesha L. Thomas, Director of Human Resources  
**Vacant**, Benefit Specialist  
Disa Jean-Pierre, Human Resources Assistant, Temporary*

**I. Employment & Recruiting:**

Position Title	Is this a newly budgeted position?	Date Position Closed	Applications Rec'd by HR	No. of Interviews held	Date of Interviews	No. of Positions filled (as of 7/31/2018)	Date of Hire
Education Program Coordinator	No	Closed	77	8	8/21 & 8/24	1/1	10/1/2018
Human Resources Assistant	No	8/3/2018	66	4	10/2/2018	0/1	-
Mosquito Control Technician	Yes	Until Filled	97	40	Ongoing	22/36*	Various
Public Info Officer (Repost)	No	Until Filled	79	7	9/11/2018	0/1	TBD
VCS (Internal Only)	Yes	8/6/2018	34	20	8/23 & 8/30	8/8*	9/26/2018
Vector Ecologist, Assistant (Internal Only)	Yes	8/6/2018	13	7	8/27 – 8/28	2/2*	TBD

*\*Includes new FY 2018/19 Budgeted positions.*

**II. Department Activities:**

Date	Activity	Topic	Location
9/4/2018	Recruitment Committee Meeting	Hiring Strategies	District
Various	Interviews	Public Information Officer	District
Various	Human Resources Asst. Skills Exam	Skills Assessment	District
9/17/2018	Conference Call	NEO.gov (Implementation)	District
9/19/2018	LCW	Conflict Resolution Training	City of Pico Rivera
9/20/2018	Employee Apprec. Committee Meeting	Planning	District
9/24/2018	Employee Benefit & Wellness Fair	Open Enrollment	District
9/25-9/27/18	CSDA Conference	Various Training/Legislative Updates	Indian Wells
9/27/2018	Interviews	Mosq. Control Tech.	District

**III. Worker's Compensation Update:**

- a. One (1) Injury (DOI: 9/21/2018) – No time lost