



BOSCA[®]

**PRODUCT
CATALOGUE**

Woodfire and Pellet

2017 - 2018

WWW.BOSCA.CL

**BOSCA®**

OUR COMPANY

Burn Own Smoke Clean Air

LEADERS IN HOME COMFORT

Since 1985, Bosca began heating manufacturing in Chile. Since then, we have been positioning in the market as a wood heating and pellet leader and mentor.

DESIGN AND TECHNOLOGY

We are always innovating and aim at new technologies. Developing design and hi quality products, which deliver greater efficiency, comfort and economy at homes.

Thus, in 2013 we incorporated to our production plant different optimally machinery to process steel.

THE HIGHEST QUALITY STANDARDS

Each year, we strictly follow improvement in productive and developing processes, ensuring the loyal compliance of the regulations. We have succeeded in obtain the best results in emission levels of particulate matter, in comparison with other heaters in the market.



BOSCA®

OUR COMMITMENT

*Since 1985 delivering heat
to Chilean people*



SEC



TOTAL COMFORT AND SAFETY

Always worried about comfort and user-friendliness of our Bosca's products, we have added our exclusive auto-cleaning system, making easier ashes removal of our heaters and stoves, making this task clean and easy.



HEALTHY AND CLEAN HEAT

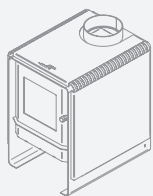
Your and your family's health is very important for us; therefore, Bosca's heaters and stoves generate lowest level of pollution in your home. Moreover, our exclusive combustion system Air Jet, allow us to have lowest consumption levels, which we have voluntary certified under the high standards of The Environmental Protection Agency (EPA).



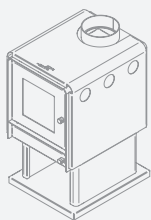
MORE HEAT FOR MUCH LONGER

We are a leading in save and convenience. Our Bosca's Products have a lowest consumption and firebricks designed to emit heat for much longer.

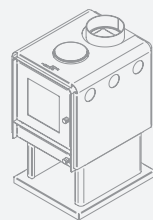
BOSCA®



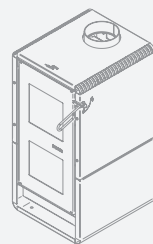
ECO LINE



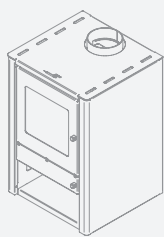
LIMIT LINE



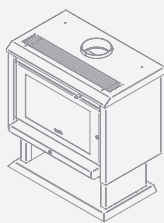
MULTI BOSCA 350



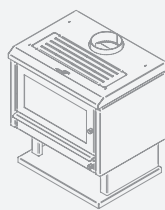
ECO FLAME 360



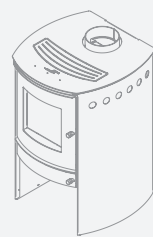
GOLD 380



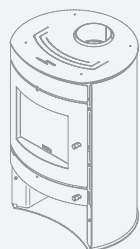
GOLD 800



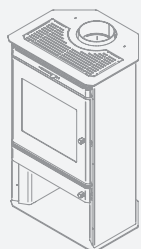
WIDE



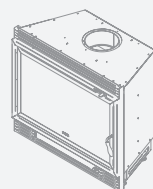
SPIRIT 380



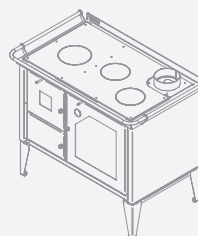
FIREPOINT 380



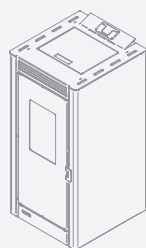
ARESTA 380



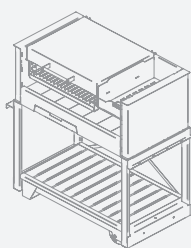
FIREPLACE LINE



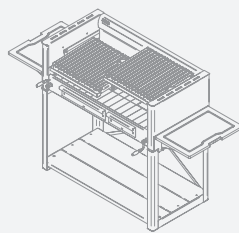
OPTIMA LINE



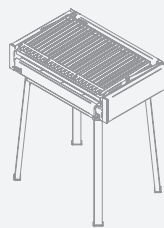
ECO SMART



FIREWOOD LINE



COIGÜE



INSTANT QUINCHO

INDEX

WOODFIRE HEATING

Eco Line	P. 06
Limit Line	P. 07
Multi Bosca 350	P. 08
Eco Flame 360	P. 09
Gold 380	P. 10
Gold 800	P. 11
Wide	P. 12
Spirit 380	P. 13
Firepoint 380	P. 14
Aresta 380	P. 15
Fireplace Line	P. 16

FIREWOOD KITCHEN

Optima Line	P. 18
-------------	-------

PELLETS HEATING

Eco Smart	P. 20
-----------	-------

FIREWOOD & CHARCOAL GRILLS

Firewood Line	P. 22
Coigüe	P. 23
Instant Quincho	P. 24

FIND US

Bosca in Chile	P. 26
Around the world	P. 27
Contact us	P. 28



BOSCA®

WOODFIRE HEATING

RECOMMENDATIONS FOR WOOD USE

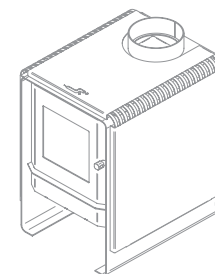
For proper use of your heater and protection of the environment, take note of the following:

- Moisture content not longer than 25%.
- Prefer renewable species (ex. Eucalyptus)
- Use light pieces with cracks and half-detached bark (splinters)
- Thin and opaque color logs without fungi.
- Keep without direct contact with ground and dust free.
- Stack without pressure to allow air circulation.

Insurmountable design, quality and technology

Made in Chile by
Ingeniería de Combustión
Bosca Chile S.A. 

Ceramic glass
resistant to high
temperatures.  **SCHOTT
ROBAX®**



ECO LINE

Greater performance

FEATURES


QUICK AND EASY
IGNITION SYSTEM
(ONLY ECO 380)



ASHES
COLLECTION
SYSTEM
(ONLY ECO 380)



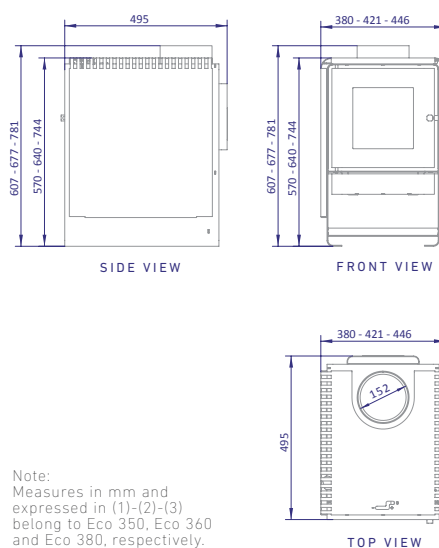
SAFE AND
SECURE LOCK FOR
BEST THICKNESS



INTERIOR
COATED BOX FOR
LONGER USEFUL
LIFE AND A BETTER
COMBUSTION



MEASURES



	ECO 350	ECO 360	ECO 380
❁ POWER:	7,5 kW 6.448,8 Kcal/h	9,4 kW 8.082,6 Kcal/h	11,5 kW 9.888 Kcal/h
⏻ EFFICIENCY:	70 % ¹	67 % ¹	72 % ¹
🔊 PM EMISSIONS:	2,0 g/h ²	2,2 g/h ²	3,1 g/h ²
🔥 HEATING RANGE:	Up to 130 m ² ³ 1.400 sq ft	Up to 130 m ² ³ 1.400 sq ft	Up to 180 m ² ³ 1.938 sq ft
⊗ MEASUREMENTS:	High 23,70" Width 14,90" Depth 19,50"	High 26,70" Width 16,60" Depth 19,50"	High 30,70" Width 17,60" Depth 19,50"
⚖ WEIGHT:	111,30 lbs	126,80 lbs	157,40 lbs
🌀 FLUE DIAMETER:	6"	6"	6"
✓ ASHES COLLECTOR:	No	No	Yes
✓ BAFFLE:	Stainless steel base	Stainless steel base	Stainless steel base

(1) and (2) According to Chilean Standards.
(3) Estimated average for housing in Chile.



FEATURES


QUICK AND
EASY IGNITION
SYSTEM



ASHES
COLLECTION SYSTEM
(LIMIT 360 AND 380)



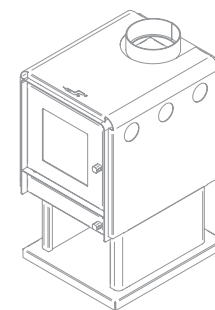
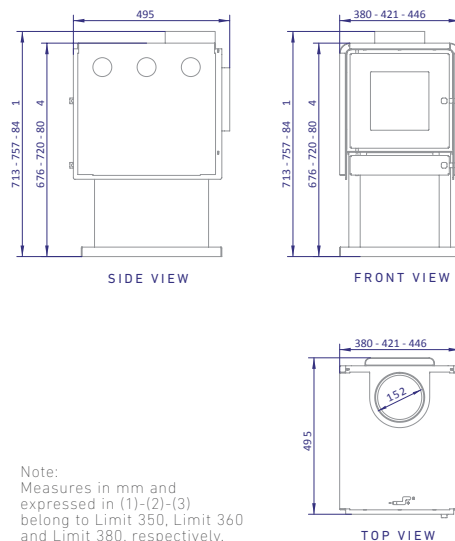
SAFE AND
SECURE LOCK FOR
BEST THICKNESS



INTERIOR
COATED BOX FOR
LONGER USEFUL
LIFE AND A BETTER
COMBUSTION



MEASURES

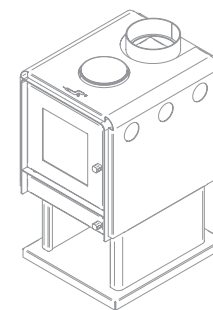


LIMIT LINE

A classic in design and superior performance

	LIMIT 350	LIMIT 360	LIMIT 380
❄ POWER:	7,5 kW 6.448,8 Kcal/h	9,4 kW 8.082,2 Kcal/h	11,5 kW 9.888 Kcal/h
⚡ EFFICIENCY:	71 % ¹	67 % ¹	71 % ¹
🔥 PM EMISSIONS:	1,8 g/h ²	2,2 g/h ²	1,8 g/h ²
🔥 HEATING RANGE:	Up to 130 m ² ³ 1.400 sq ft	Up to 130 m ² ³ 1.400 sq ft	Up to 180 m ² ³ 1.938 sq ft
📏 MEASUREMENTS:	High 28,00" Width 14,90" Depth 19,50"	High 29,80" Width 16,60" Depth 19,50"	High 33,10" Width 17,60" Depth 19,50"
⚖ WEIGHT:	131,80 lbs	149,30 lbs	176,15 lbs
🌀 FLUE DIAMETER:	6"	6"	6"
✓ ASHES COLLECTOR:	No	Yes	Yes
✓ BAFFLE:	Stainless steel base	Stainless steel base	Stainless steel base

(1) and (2) According to Chilean Standards.
(3) Estimated average for housing in Chile.



MULTI BOSCA 350

FEATURES


UPPER PLATE
FOR COOKING



QUICK AND
EASY IGNITION
SYSTEM



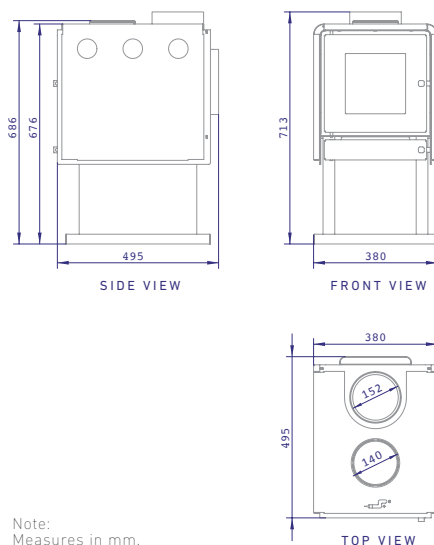
SAFE AND
SECURE LOCK FOR
BEST THICKNESS



INTERIOR
COATED BOX FOR
LONGER USEFUL
LIFE AND A BETTER
COMBUSTION



MEASURES

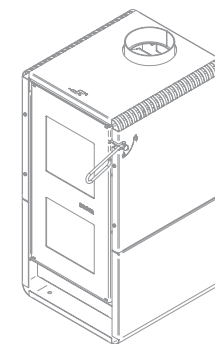



Note:
Measures in mm.

More than a stove: heating and cooking

- ✱ POWER: 7,5 kW
6.448,8 Kcal/h
- 🔌 EFFICIENCY: 70 % ¹
- 🔥 PM EMISSIONS: 1,5 g/h ²
- 🔥 HEATING RANGE: Up to 130 m² ³
1.400 sq ft
- 📏 MEASUREMENTS: High 28,00"
Width 14,90"
Depth 19,50"
- ⚖️ WEIGHT: 133,80 lbs
- 🌀 FLUE DIAMETER: 6"
- ✓ BAFFLE: Stainless steel base

(1) and (2) According to Chilean Standards.
(3) Estimated average for housing in Chile.




ECO FLAME 360

The lowest emissions, accessible for all

FEATURES


GREAT POWER
AND EFFICIENCY
WITH LOWEST
EMISSIONS
(1,14 GR/H)




DOOR OPENING
WITH FLAME
BYPASS CONTROL



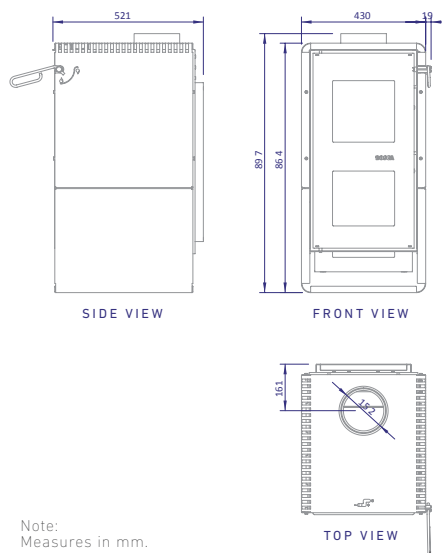
INVERTED FLAME
TECHNOLOGY



STAINLESS STEEL
INTERCHANGEABLE
BAFFLE FOR BETTER
RESISTANCE



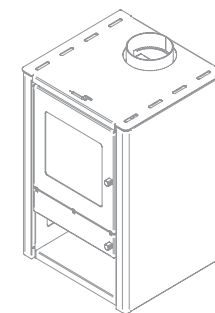
MEASURES



Note:
Measures in mm.

- ❄ POWER: 11 kW
9.458,3 Kcal/h
- ⏻ EFFICIENCY: 76 % ¹
- 🔊 PM EMISSIONS: 1,14 g/h ²
- 🔊 HEATING RANGE: Up to 180 m² ³
1.938 sq ft
- 📏 MEASUREMENTS: High 35,30"
Width 16,90"
Depth 20,50"
- ⚖ WEIGHT: 205,90 lbs
- 🌀 FLUE DIAMETER: 6"
- ✓ BAFFLE: Stainless steel

(1) and (2) According to Chilean Standards.
(3) Estimated average for housing in Chile.



GOLD 380

Colour and design for comfort

FEATURES


QUICK AND
EASY IGNITION
SYSTEM



ASHES
COLLECTION
SYSTEM



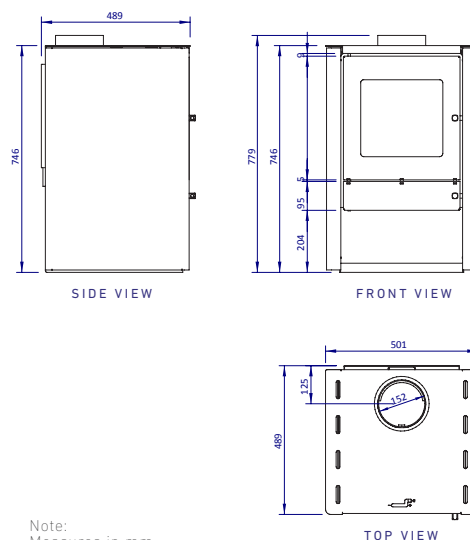
SAFE AND
SECURE LOCK FOR
BEST THICKNESS



INTERIOR
COATED BOX FOR
LONGER USEFUL
LIFE AND A BETTER
COMBUSTION




MEASURES



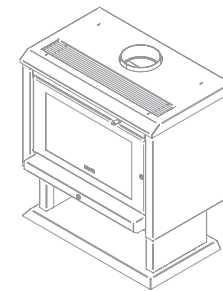
Note:
Measures in mm.

- ❁ POWER: 10,6 kW
9.114,4 Kcal/h
- ⏻ EFFICIENCY: 68 % ¹
- 🔥 PM EMISSIONS: 1,5 g/h ²
- 🔥 HEATING RANGE: Up to 180 m² ³
1.938 sq ft
- 📏 MEASUREMENTS: High 30,70"
Width 19,70"
Depth 19,30"
- ⚖️ WEIGHT: 205,00 lbs
- 🌀 FLUE DIAMETER: 6"
- 🔧 FINISHES:



- ✓ BAFFLE: Stainless steel

(1) and (2) According to Chilean Standards.
(3) Estimated average for housing in Chile.



GOLD 800


Classy and ageless

FEATURES

QUICK AND
EASY IGNITION
SYSTEM



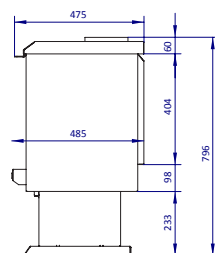
SAFE AND
SECURE LOCK
FOR BEST
THICKNESS



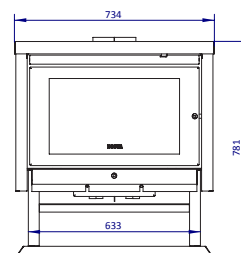
INTERIOR
COATED BOX FOR
LONGER USE-
FUL LIFE AND A
BETTER
COMBUSTION



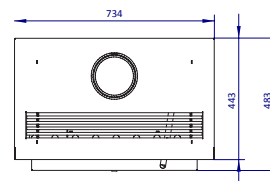
MEASURES



SIDE VIEW











FRONT VIEW



TOP VIEW

Note:
Measures in mm.

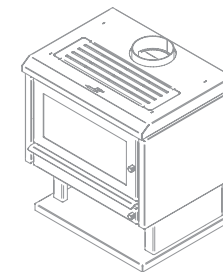
-  POWER: 12,7 kW
11.000Kcal/h
-  EFFICIENCY: 70 % ¹
-  HEATING RANGE: Up to 180 m² ³
1.938 sq ft
-  MEASUREMENTS: High 30,50"
Width 28,90"
Depth 19,00"
-  WEIGHT: 214,00 lbs
-  FLUE DIAMETER: 6"
-  FINISHES:



BURDEO CHARCOAL

- ✓ BAFFLE: Stainless steel

(1) According to Chilean Standards.
(2) Estimated average for housing in Chile.



WIDE

A modern touch of colour

FEATURES


QUICK AND
EASY IGNITION
SYSTEM



ASHES
COLLECTION
SYSTEM



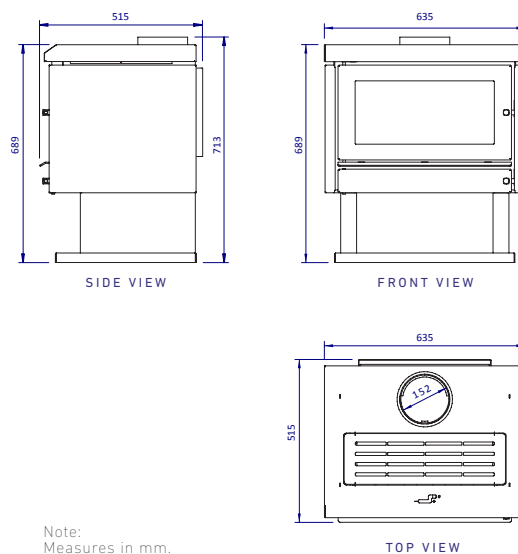
SAFE AND
SECURE LOCK FOR
BEST THICKNESS



INTERIOR
COATED BOX FOR
LONGER USEFUL
LIFE AND A BETTER
COMBUSTION



MEASURES



- POWER: 10 kW
8.600 Kcal/h
- EFFICIENCY: 70 % ¹
- HEATING RANGE: Up to 150 m²
1.615 sq ft
- MEASUREMENTS: High 27,10"
Width 25,00"
Depth 20,30"
- WEIGHT: 192,00 lbs
- FLUE DIAMETER: 6"
- FINISHES:



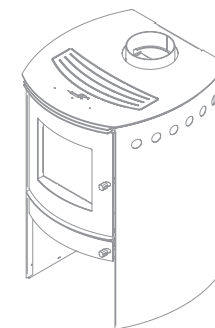
BURDEO



CHARCOAL

- ✓ BAFFLE: Stainless steel

(1) According to Chilean Standards.
(2) Estimated average for housing in Chile.



SPIRIT 380

Superior comfort and design

FEATURES


QUICK AND
EASY IGNITION
SYSTEM



ASHES
COLLECTION
SYSTEM



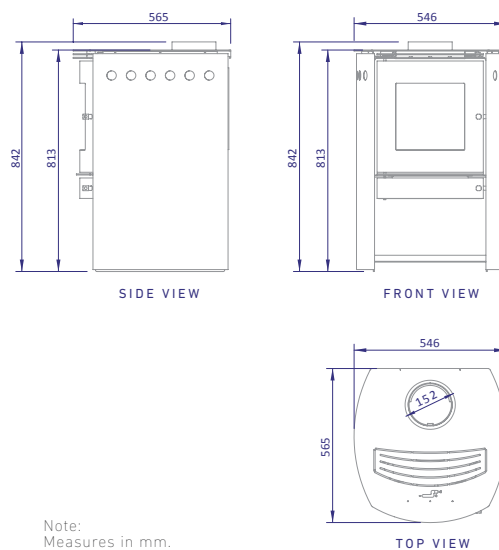
SAFE AND
SECURE LOCK FOR
BEST THICKNESS



INTERIOR
COATED BOX FOR
LONGER USEFUL
LIFE AND A BETTER
COMBUSTION



MEASURES



Note:
Measures in mm.

- ❁ POWER: 11,5 kW
9.888 Kcal/h
- ⏻ EFFICIENCY: 72 % ¹
- 🔥 PM EMISSIONS: 3,04 g/h ²
- 🔥 HEATING RANGE: Up to 180 m² ³
1.938 sq ft
- 📏 MEASUREMENTS: High 33,15"
Width 21,50"
Depth 22,20"
- ❁ WEIGHT: 189,60 lbs
- 🔥 FLUE DIAMETER: 6"
- 🔥 FINISHES:



BURDEO



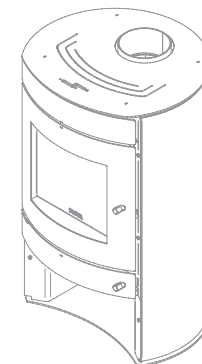
INOX



CHARCOAL

- ✓ BAFFLE: Stainless steel

(1) and (2) According to Chilean Standards.
(3) Estimated average for housing in Chile.




FIREPOINT 380

Design and efficiency

FEATURES

NORDIC DESIGN:
ROUND, MODERN
AND STYLISH



QUICK AND
EASY IGNITION
SYSTEM



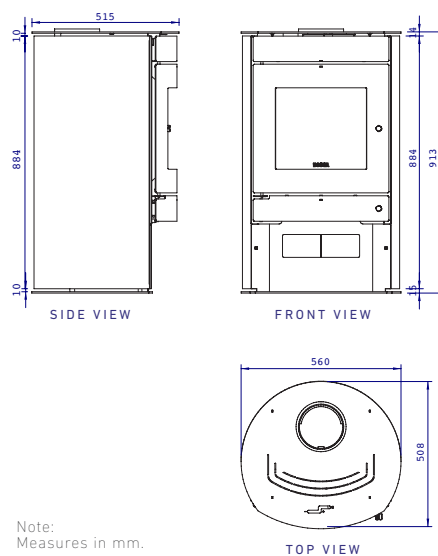
ASHES
COLLECTION
SYSTEM



INTERIOR
COATED BOX FOR
LONGER USEFUL
LIFE AND A BETTER
COMBUSTION



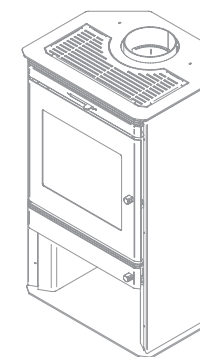
MEASURES



Note:
Measures in mm.

- ❄ POWER: 11 kW
9.458,3 Kcal/h
- 🔌 EFFICIENCY: Under testing
- 🔥 HEATING RANGE: Up to 180 m² ¹
1.938 sq ft
- 📏 MEASUREMENTS: High 36,00"
Width 22,00"
Depth 20,30"
- ⚖ WEIGHT: 207,30 lbs
- 🔍 FLUE DIAMETER: 6"
- ✓ BAFFLE: Stainless steel

(1) Estimated average for housing in Chile.




ARESTA 380

Fits perfectly into tight spaces

FEATURES


FITS PERFECTLY
INTO TIGHT
SPACES



ASHES
COLLECTION
SYSTEM



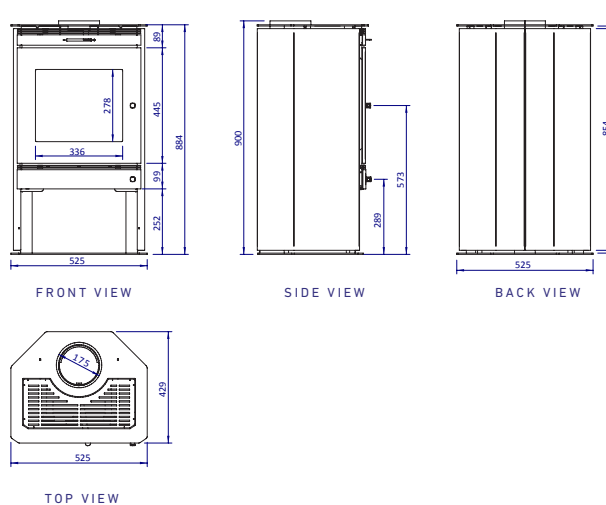
SAFE AND
SECURE LOCK FOR
BEST THICKNESS



INTERIOR
COATED BOX FOR
LONGER USEFUL
LIFE AND A BETTER
COMBUSTION



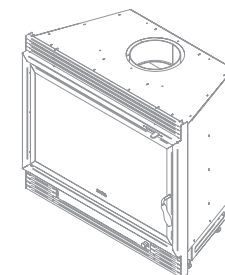
MEASURES



Note:
Measures in mm.

- ❄ POWER: 11 kW
9.458,3 Kcal/h
- ⚡ EFFICIENCY: Under testing
- 🔥 HEATING RANGE: Up to 180 m² ¹
1.938 sq ft
- 📏 MEASUREMENTS: High 33,60"
Width 20,70"
Depth 16,90"
- ⚖ WEIGHT: 176,40 lbs
- 🔧 FLUE DIAMETER: 6"
- ✓ BAFFLE: Stainless steel

(1) Estimated average for housing in Chile.



FIREPLACE LINE

Style and tradition

FEATURES

HIGH
EFFICIENCY IN
A CLASSIC
DESIGN



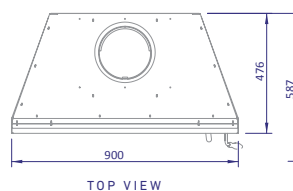
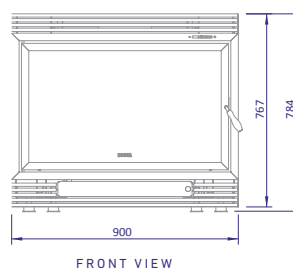
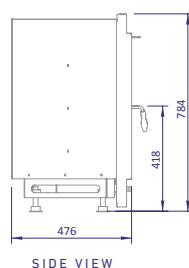
GREAT FIRE
VIEW



INTERIOR
COATED BOX FOR
LONGER USE-
FUL LIFE AND A
BETTER
COMBUSTION



MEASURES



Note:
Measures in mm belong to
850 CH

POWER:

CH 650

14 kW
12.037,8 Kcal/h
Up to 180 m² ¹
1.938 sq ft



HEATING RANGE:

CH 850

27 kW
23.216 Kcal/h
Up to 220 m² ¹
2.368 sq ft



MEASUREMENTS:

CH 1100

21,2 kW
18.228,7 Kcal/h
Up to 200 m² ¹
2.153 sq ft



WEIGHT:



FLUE DIAMETER:

High 28,00"
Width 28,40"
Depth 16,50"
253,50 lbs
6"

High 30,90"
Width 35,40"
Depth 18,70"
313,00 lbs
6"

High 32,70"
Width 42,50"
Depth 22,00"
405,70 lbs
6"

(1) Estimated average for housing in Chile.



BOSCA®

FIREWOOD KITCHENS

RECOMMENDATIONS FOR WOOD USE

For proper use of your heater and protection of the environment, take note of the following:

- Moisture content not longer than 25%.
- Prefer renewable species (ex. Eucalyptus)
- Use light pieces with cracks and half-detached bark (splinters)
- Thin and opaque color logs without fungi.
- Keep without direct contact with ground and dust free.
- Stack without pressure to allow air circulation.

Insurmountable design, quality and technology

Made in Chile by
Ingeniería de Combustión
Bosca Chile S.A. 

Ceramic glass
resistant to high
temperatures.  **SCHOTT
ROBAX®**




OPTIMA LINE


The best heat for your preparations

FEATURES

LARGEST STOVE
SIZE AND GREAT
INTERIOR VIEW



GAS SURROUNDING
FLOW FOR AGREA-
TER EFFICIENCY AND
LOW CONSUMPTION



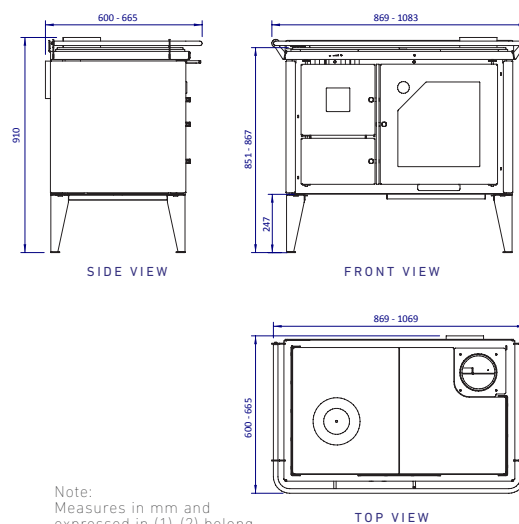
BOSCA
TECHNOLOGY:
KITCHEN WITH
DOUBLE COMBUS-
TION CHAMBER



THERMOMETER
FOR OVEN



MEASURES



Note:
Measures in mm and
expressed in (1)-(2) belong
to OP 300 and OP 500,
respectively.

	OP 300	OP 500
STOVE SIZE:	52 Lt.	67 Lt.
STOVE TEMPERATURE:	Up to 437°F (aprox)	Up to 437°F (aprox)
UPPER COOKING SURFACE:	Width 27,90" Depth 19,50"	Width 35,70" Depth 21,00"
BURNERS:	2	3
MEASUREMENTS:	High 35,80" Width 34,20" Depth 23,60"	High 35,80" Width 42,10" Depth 26,20"
WEIGHT:	286,60 lbs	351,86 lbs
FLUE DIAMETER:	6"	6"
BAFFLE:	Stainless steel	Stainless steel



BOSCA®

PELLET HEATING

Clean and safe heat for your home

WHAT IS PELLET??

It is a biofuel obtained by a sawdust compression process.

Pellet combustion technology, as well as being eco-friendly, it represent a save of 50% (approx.) compare to other fuels, such as oil, light or gas, which contributes to use in a responsible way the resources of the nature.

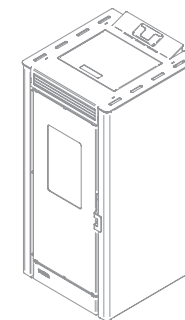
RECOMMENDATIONS FOR PELLET USE

For a proper use of your heater and care of the environment, have always into consideration:

- 6mm pellet diameter
- 700 kg/m3 of thickness
- 4.000 - 4.500 kcal/kg calorific power
- Moisture content not longer than 8%

Made in Chile by
Ingeniería de Combustión
Bosca Chile S.A. 

Ceramic glass
resistant to high
temperatures.  **SCHOTT
ROBAX®**



ECO SMART

The smarter choice

FEATURES


PROGRAMMABLE
SCREEN WITH
EUROPEAN CARD



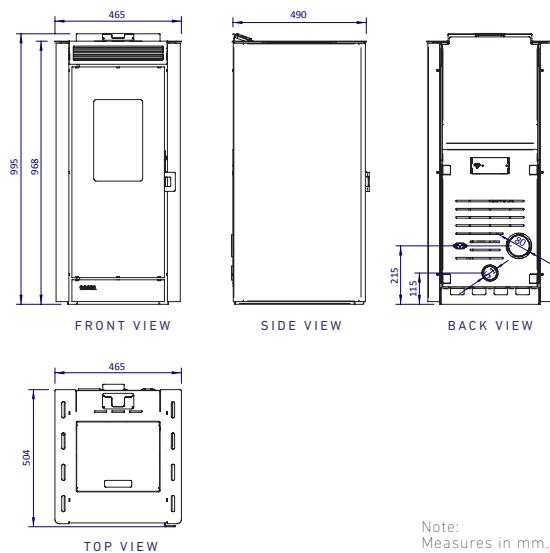
OPTIONAL HOME
AUTOMATION
(WI FI) WITH APP
FUMIS



HOPPER OF 40 lbs.
TO MAKE EASIER
THE RECHARGE




MEASURES



Note:
Measures in mm.

- ❁ POWER: 8,3 kW/h
7.136,7 Kcal/h
- ⏻ EFFICIENCY: 87 %¹
- 🔊 PM EMISSIONS: 1,4 g/h²
- 🔥 HEATING RANGE: Up to 130 m²³
1.400 sq ft
- ≡ PELLET CONSUMPTION: 0,7 to 1,9 Kg/h
- ⚡ ELECT. CONSUMPTION (STEADY STATE): 30 W
- 🕒 AUTONOMY: 10 to 26,6 hours per load of 44,00 lbs
- 📏 MEASUREMENTS: High 39,20"
Width 18,30"
Depth 19,80"
- ⚖️ WEIGHT: 240,90 lbs.
- 📏 FLUE DIAMETER: 3"
- 🔪 FINISHES:



(1) and (2) According to Chilean Standards.
(3) Estimated average for housing in Chile.



BOSCA®

FIREWOOD & CHARCOAL GRILLS

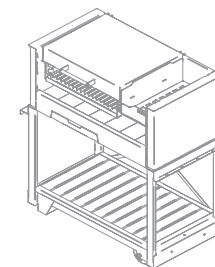
RECOMMENDATIONS FOR WOOD USE

For proper use of your heater and protection of the environment, take note of the following:

- Moisture content not longer than 25%.
- Prefer renewable species (ex. Eucalyptus)
- Use light pieces with cracks and half-detached bark (splinters)
- Thin and opaque color logs without fungi.
- Keep without direct contact with ground and dust free.
- Stack without pressure to allow air circulation.

Insurmountable design, quality and technology

Made in Chile by
Ingeniería de Combustión
Bosca Chile S.A. 




FIREWOOD LINE

The gaucha style, firewood grill

FEATURES

BIG AREA
OF COOKING, WITH
STAINLESS STEEL
REMOVABLE GRILLS



VERSATILE AND
WITH MANY OPTIO-
NAL ACCESSORIES
(GRILL PLATE,
SKEWERS, ETC.)



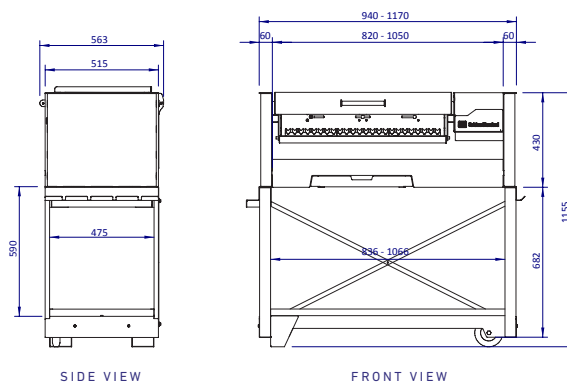
INCLUDE HEATER
AND FIRE-PROOF
BRICK BASE



REMOVABLE SHEET
AND ASHTRAY FOR
EASY MAINTENANCE
AND CLEANING



MEASURES



Note:
Measures in mm and
expressed in (1)-(2) belong
to Queule and Lingue
respectively.



FUEL:

QUEULE

Charcoal / Firewood



COOKING AREA:

Width 18,20"

Depth 17,10"



MEASUREMENTS:

High 45,50"

Width 32,90"

Depth 20,30"



WEIGHT :

196,20 lbs

(with bricks)



MATERIAL:

Steel

LINGUE

Charcoal / Firewood

Width 27,60"

Depth 17,10"

High 45,50"

Width 46,00"

Depth 20,30"

235,90 lbs

(with bricks)

Steel




Grill for outdoor use.




FEATURES

TWO INDEPENDENT GRILLS FOR COOKING. GRILLS MADE OF STAINLESS STEEL




INDEPENDENT HEIGHT ADJUSTMENT FOR EACH GRILL



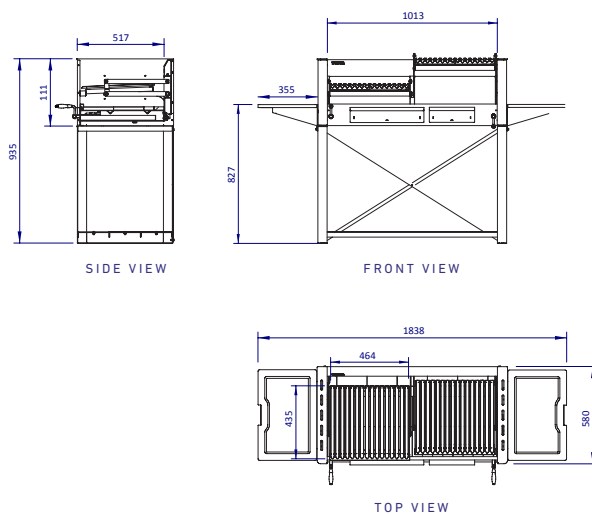
FIREBRICK BASE FOR A BETTER PERFORMANCE OF CHARCOAL



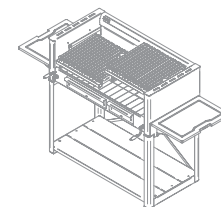
REMOVABLE SHEET AND ASHTRAY FOR EASY MAINTENANCE AND CLEANING



MEASURES



Note:
Measures in mm.



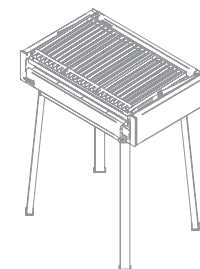
COIGÜE

Charcoal grill, the way it is supposed to be

- FUEL:** Charcoal
- 2 COOKING AREAS:** (1) 18,70" X 17,20"
(2) 18,70" X 17,20"
- MEASUREMENTS:** High 36,80"
Width 72,30"
Depth 22,80"
- WEIGHT:** 249,10 lbs (with bricks)
- MATERIAL:** Steel



Grill for outdoor use.




INSTANT QUINCHO

Versatile and fit for every patio

FEATURES

BIG AREA
OF COOKING, WITH
STAINLESS STEEL
REMOVABLE GRILLS




OPTIONAL
4-LEG STEEL
ACCESSORY



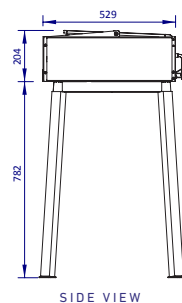
FIREBRICK BASE
FOR A BETTER
PERFORMANCE OF
CHARCOAL



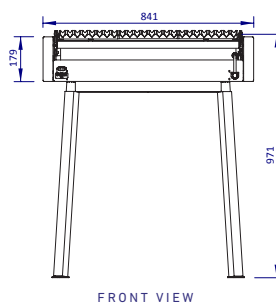
HEIGHT
ADJUSTMENT
FOR GRILL



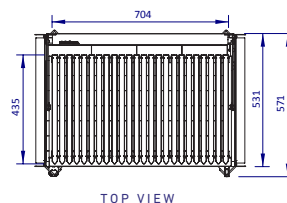
MEASURES



SIDE VIEW








FRONT VIEW



TOP VIEW

Note:
Measures in mm.

-  FUEL: Charcoal
-  COOKING AREA: (1) 27,70" X 17,10"
-  MEASUREMENTS: High (with legs) 38,20"
High (without legs) 8,00"
Width 33,10"
Depth 20,80"
-  WEIGHT: 90,40 lbs (quincho with bricks)
32,40 lbs (only legs)
-  MATERIAL: Steel



Grill for outdoor use.



BOSCA®

WHERE YOU CAN FIND US?

Bosca stores and official distributors

30 YEARS DELIVERING HEAT

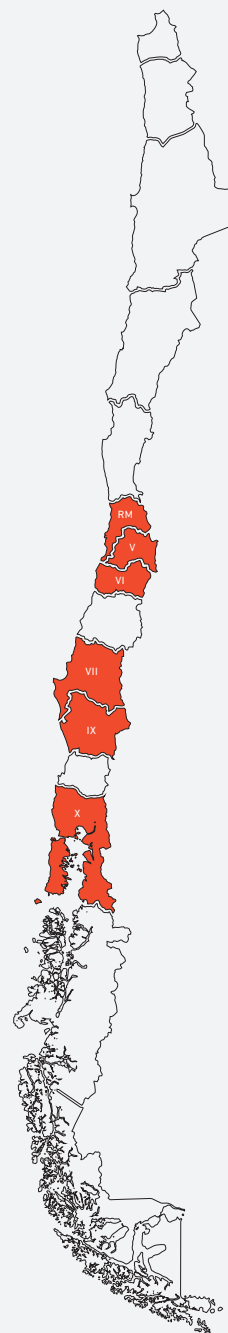
Bosca has 10 branches of own sales in 8 cities, and with more than 700 distribution points along to Chile. Moreover, we export to different world countries.



INDUSTRIAL PLANT
15.000 M2

BOSCA IN CHILE

9 branches and more than
700 distribution points



RM METROPOLITAN REGION

- Headquarter / Huechuraba
2077 Americo Vespucio Ave.
- Chicureo
6000 San Martin General Side Road,
110 Nor East house
- Vitacura
9085 Vitacura Ave.

V REGION V

- Viña del Mar
1040 Libertad Ave.,
North 11 ½ corner.

VI REGION VI

- Rancagua
11 O'Carrol, Store 5,
Freire corner.

VII REGION VIII

- Concepción
Arturo Prat 202
- San Pedro de la Paz
1055 Pedro Aguirre Cerda Ave., Store 22
Versluys Mall Center

IX REGION IX

- Temuco
0715 Alemania Ave.

X REGION X

- Puerto Montt
328 Ibañez President side road, Store A
Circunvalación Corner
- Puerto Varas
Shopping Center Doña Ema. Store 44
1,5 km, 225 route.



AROUND THE WORLD



Contact us
INTL.SALES@BOSCA.CL

WWW.BOSCA.CL



A low-angle, upward-looking photograph of a dense forest. The image is filled with vibrant green leaves and dark, intricate tree branches. Sunlight streams down from the upper right, creating a bright, glowing effect with visible rays and lens flare. The overall atmosphere is fresh, natural, and serene.

BOSCA®